

# OPEN -- Match Results By Region

## Polish Open 2009

Printed wrzesień 13, 2009 at 16:33




### Region: Denmark

	<u>%</u>	<u>Points</u>	<u>Competitor</u>	<u>Cat</u>	<u>Reg</u>	<u>Cls</u>	<u>Tag</u>	<u>ICS</u>
1	100,00	1006,3944	135 Pedersen, Frants		DEN		P+	

# OPEN -- Match Results By Region

## Polish Open 2009

Printed wrzesień 13, 2009 at 16:33



### Region: Germany

	<u>%</u>	<u>Points</u>	<u>Competitor</u>	<u>Cat</u>	<u>Reg</u>	<u>Cls</u>	<u>Tag</u>	<u>ICS</u>
1	100,00	867,2981	14 Pixken, Erwin	S	GER			

# OPEN -- Match Results By Region

## Polish Open 2009

Printed wrzesień 13, 2009 at 16:33




### Region: Poland

	<u>%</u>	<u>Points</u>	<u>Competitor</u>	<u>Cat</u>	<u>Reg</u>	<u>Cls</u>	<u>Tag</u>	<u>ICS</u>
1	100,00	750,5567	61 Wylon, Marek	S	POL	C		
2	92,49	694,1822	62 Wylon, Marcin	J	POL	C		
3	88,68	665,6086	24 Frost, Zbigniew	S	POL			
4	85,11	638,7638	117 Ejsmont, Jerzy	S	POL		P+	
5	73,85	554,2558	48 Kulis, Janusz	S	POL		RO	

# PRODUCTION -- Match Results By Region

## Polish Open 2009

Printed wrzesień 13, 2009 at 16:33




### Region: Czech Republic

	<u>%</u>	<u>Points</u>	<u>Competitor</u>	<u>Cat</u>	<u>Reg</u>	<u>Cls</u>	<u>Tag</u>	<u>ICS</u>
1	100,00	617,2969	107 Korner, Stanislav		CZE		RO	

# PRODUCTION -- Match Results By Region

## Polish Open 2009

Printed wrzesień 13, 2009 at 16:33




### Region: Finland

	<u>%</u>	<u>Points</u>	<u>Competitor</u>	<u>Cat</u>	<u>Reg</u>	<u>Cls</u>	<u>Tag</u>	<u>ICS</u>
1	100,00	680,3837	130 Gritsak, Denis		FIN			
2	85,98	584,9934	131 Maltsev, Oleg		FIN			

# PRODUCTION -- Match Results By Region

## Polish Open 2009

Printed wrzesień 13, 2009 at 16:33




### Region: Germany

	<u>%</u>	<u>Points</u>	<u>Competitor</u>	<u>Cat</u>	<u>Reg</u>	<u>Cls</u>	<u>Tag</u>	<u>ICS</u>
1	100,00	674,2643	15 Eschler, Ronald		GER	D		

# PRODUCTION -- Match Results By Region

## Polish Open 2009

Printed wrzesień 13, 2009 at 16:33




### Region: Hungary

	<u>%</u>	<u>Points</u>	<u>Competitor</u>	<u>Cat</u>	<u>Reg</u>	<u>Cls</u>	<u>Tag</u>	<u>ICS</u>
1	100,00	841,3181	92 Babcsany, Zsolt		HUN		RO	

# PRODUCTION -- Match Results By Region

## Polish Open 2009

Printed wrzesień 13, 2009 at 16:33



### Region: Italy


	<u>%</u>	<u>Points</u>	<u>Competitor</u>	<u>Cat</u>	<u>Reg</u>	<u>Cls</u>	<u>Tag</u>	<u>ICS</u>
1	100,00	510,9227	102 Frangiosa, Fabio		ITA		P+	



# PRODUCTION -- Match Results By Region

## Polish Open 2009

Printed wrzesień 13, 2009 at 16:33



### Region: Lithuania

	<u>%</u>	<u>Points</u>	<u>Competitor</u>	<u>Cat</u>	<u>Reg</u>	<u>Cls</u>	<u>Tag</u>	<u>ICS</u>
1	100,00	978,4278	69 Ivaskevicius, Saulius		LTU	C		

**PRODUCTION -- Match Results By Region****Polish Open 2009**

Printed wrzesień 13, 2009 at 16:33

**Region: Poland**

	<u>%</u>	<u>Points</u>	<u>Competitor</u>	<u>Cat</u>	<u>Reg</u>	<u>Cls</u>	<u>Tag</u>	<u>ICS</u>
1	100,00	977,9071	50 Kwiecien, Stanislaw		POL	C	P+	
2	91,12	891,0485	59 Kopiec, Karol		POL	B	P+	
3	88,84	868,7396	65 Skowron, Marcin		POL			
4	88,65	866,9499	2 Ostrzycki, Jacek		POL	B		
5	88,20	862,5594	86 Miklaszewski, Robert		POL	C		
6	87,71	857,7203	121 Lewandowski, Przemyslaw		POL	C	P+	
7	86,74	848,2017	17 Borkowski, Lukasz		POL	B		
8	86,38	844,7633	115 Redecker, Tomasz		POL	B		
9	84,48	826,1055	32 Mecwel, Przemyslaw		POL	C		
10	82,38	805,5559	49 Mizuro, Maciej		POL			
11	81,99	801,7454	63 Sokolowski, Leszek		POL	B	P+	
12	77,64	759,2331	75 Baluszynski, Grzegorz		POL	C		
13	76,81	751,1153	12 Spychala, Maciek		POL		RO	
14	76,71	750,1953	127 Ciurzynski, Pawel		POL	C		
15	75,59	739,1550	72 Golkowski, Marcin		POL			
16	71,70	701,1912	57 Kolakowski, Jan	S	POL			
17	70,57	690,0799	80 Krzyzaniak, Roman		POL		P+	
18	69,31	677,7922	8 Malcharek, Tomasz		POL	C	P+	
19	68,76	672,4236	67 Jacek, Zdzislaw		POL	C	RO	
20	68,51	669,9868	114 Soltys, Maciej		POL		P+	
21	64,25	628,3085	3 Kopiec, Marian	S	POL	C	P+	
22	64,12	627,0812	142 Kaletka, Zbigniew		POL			
23	64,02	626,0862	1 Bajerowski, Tomasz	S	POL	C		
24	61,00	596,4772	149 Ciepły, Przemyslaw		POL	D		
25	60,73	593,8982	119 Micinski, Bohdan	S	POL			
26	60,67	593,2670	139 Konik, Slawomir		POL			
27	59,48	581,6210	5 Bazala, Marcin		POL			
28	58,13	568,4966	124 Zaworski, Radoslaw		POL		P+	
29	57,59	563,1989	81 Walkowski, Pawel		POL		RO	
30	56,21	549,7202	132 Radaszewski, Zbigniew		POL			
31	54,85	536,3475	152 Kujawa, Pawel		POL			
32	54,84	536,2842	125 Pilch, Janusz	S	POL	C	P+	
33	53,38	522,0243	143 Kaletka, Grzegorz		POL			
34	51,26	501,2393	112 Wilczynski, Artur		POL			
35	51,16	500,2771	129 Swierczynski, Jaroslaw		POL	D		
36	50,14	490,2949	82 Nizewicz, Witold		POL			
37	48,26	471,9748	78 Szymiczek, Eugeniusz		POL			
38	47,84	467,8213	76 Baluszynski, Piotr		POL			
39	46,52	454,9394	144 Nowicki, Grzegorz		POL		P+	
40	45,26	442,5822	128 Simkiewicz, Tomasz		POL			
41	43,92	429,4572	150 Kekus, Krzysztof		POL	D		
42	42,45	415,0845	70 Swiderski, Tomasz	S	POL			
43	41,96	410,2878	141 Wrzesniowski, Marcin		POL		P+	
44	37,73	368,9715	151 Cnotliwy, Slawomir		POL			
45	19,08	186,5851	138 Wandzel, Zbigniew	S	POL			
46	0,00	0,0000	30 Dabrowski, Zbigniew	S	POL		RO	

# STANDARD -- Match Results By Region

## Polish Open 2009

Printed wrzesień 13, 2009 at 16:33



### Region: Denmark

	<u>%</u>	<u>Points</u>	<u>Competitor</u>	<u>Cat</u>	<u>Reg</u>	<u>Cls</u>	<u>Tag</u>	<u>ICS</u>
1	100,00	991,6156	136 Birkjaer, Ulrik		DEN		P+	

# STANDARD -- Match Results By Region

## Polish Open 2009

Printed wrzesień 13, 2009 at 16:33




### Region: Germany

	<u>%</u>	<u>Points</u>	<u>Competitor</u>	<u>Cat</u>	<u>Reg</u>	<u>Cls</u>	<u>Tag</u>	<u>ICS</u>
1	100,00	817,2408	13 Braun, Juergen		GER			

# STANDARD -- Match Results By Region

## Polish Open 2009

Printed wrzesień 13, 2009 at 16:33




### Region: Hungary

	<u>%</u>	<u>Points</u>	<u>Competitor</u>	<u>Cat</u>	<u>Reg</u>	<u>Cls</u>	<u>Tag</u>	<u>ICS</u>
1	100,00	832,0801	91 Fabian, Csaba		HUN		RO	
2	0,00	0,0000	93 Hornyán, József		HUN		RO	

# STANDARD -- Match Results By Region

## Polish Open 2009

Printed wrzesień 13, 2009 at 16:33



### Region: Italy

	<u>%</u>	<u>Points</u>	<u>Competitor</u>	<u>Cat</u>	<u>Reg</u>	<u>Cls</u>	<u>Tag</u>	<u>ICS</u>
1	100,00	798,6150	98 Antonelli, Andrea		ITA		P+	

# STANDARD -- Match Results By Region

## Polish Open 2009

Printed wrzesień 13, 2009 at 16:33



### Region: Lithuania

	<u>%</u>	<u>Points</u>	<u>Competitor</u>	<u>Cat</u>	<u>Reg</u>	<u>Cls</u>	<u>Tag</u>	<u>ICS</u>
1	100,00	915,8604	118 Velicko, Laurius		LTU		C	
2	81,81	749,2581	147 Siuniakou, Andrei		LTU			

# STANDARD -- Match Results By Region

## Polish Open 2009

Printed wrzesień 13, 2009 at 16:33



### Region: Poland


	<u>%</u>	<u>Points</u>	<u>Competitor</u>	<u>Cat</u>	<u>Reg</u>	<u>Cls</u>	<u>Tag</u>	<u>ICS</u>
1	100,00	964,3364	21 Sioda, Wieslaw		POL	B		
2	90,69	874,6019	20 Michalowski, Krzysztof		POL	C		
3	88,75	855,8724	66 Gaweda, Boguslaw	S	POL	B		
4	87,45	843,3520	77 Widla, Radoslaw		POL			
5	82,68	797,2861	113 Swierczek, Zbigniew		POL	C	RO	
6	82,61	796,6633	7 Burzec, Wieslaw	S	POL	C		
7	80,19	773,3105	16 Madajewski, Leszek		POL	B	P+	
8	79,34	765,1319	4 Zdzitowiecki, Andrzej		POL	C		
9	74,69	720,2655	108 Bojanowski, Piotr		POL			
10	72,34	697,6317	53 Sanecznik, Krzysztof	S	POL	C		
11	71,95	693,7968	73 Koput, Jurand	S	POL	D	P+	
12	71,51	689,6420	22 Amer, Andrzej	S	POL	C		
13	68,87	664,1581	133 Galazka, Marcin		POL		P+	
14	68,31	658,7689	120 Buszkiewicz, Lechoslaw		POL			
15	67,70	652,8232	28 Bielinski, Jaroslaw		POL	C	MD	
16	67,23	648,2786	96 Krukowski, Wojciech	S	POL			
17	64,69	623,8411	123 Lasocki, Przemyslaw		POL			
18	64,45	621,4878	71 Czauderna, Slawomir		POL			
19	64,13	618,4372	6 Maciakowski, Maciej	S	POL	C		
20	62,49	602,6252	44 Lewandowski, Jaroslaw		POL	C		
21	61,73	595,3109	64 Laskowska, Jadwiga	L	POL			
22	61,27	590,8929	85 Tomczak, Andrzej		POL			
23	60,18	580,3856	39 Lozinska, Aniela	L	POL		P+	
24	59,89	577,5011	74 Baluszynska, Agnieszka	L	POL			
25	58,02	559,5061	104 Pytel, Grzegorz		POL		P+	
26	55,30	533,3131	103 Trocki, Sebastian		POL	C	P+	
27	52,18	503,2269	33 Ruskiewicz, Pawel		POL	C	RO	
28	46,31	446,5595	116 Ejsmont, Anna	L	POL	D	P+	
29	44,45	428,6562	140 Kuraszewicz, Radoslaw		POL			
30	43,12	415,8365	25 Bieranowski, Ryszard	S	POL			
31	38,88	374,9626	122 Debski, Jaroslaw	S	POL			
32	38,24	368,7760	134 Pawlik, Celina	L	POL		P+	
33	0,00	0,0000	27 Cichacz, Wlodzimierz		POL	C	SO	



# STANDARD -- Match Results By Region

## Polish Open 2009

Printed wrzesień 13, 2009 at 16:33



### Region: Slovak Republic

	<u>%</u>	<u>Points</u>	<u>Competitor</u>	<u>Cat</u>	<u>Reg</u>	<u>Cls</u>	<u>Tag</u>	<u>ICS</u>
1	100,00	756,1934	87 Szabo, Alexander		SVK		RM	
2	99,05	749,0008	90 Grubiak, Stanislav		SVK		RO	
3	96,24	727,7663	89 Rada, Radoslav		SVK		RO	
4	52,57	397,5033	88 Schmidt, Roman		SVK		RO	

# STANDARD -- Match Results By Region

## Polish Open 2009

Printed wrzesień 13, 2009 at 16:33



### Region: South Africa

	<u>%</u>	<u>Points</u>	<u>Competitor</u>	<u>Cat</u>	<u>Reg</u>	<u>Cls</u>	<u>Tag</u>	<u>ICS</u>
1	100,00	636,5298	34 Taczalski, Marek	SS	RSA			