

OPEN -- Overall Stage Results

Polish Open 2009

Printed wrzesień 13, 2009 at 16:31



Stage 1 -- 1

	PTS	TIME	HIT FACTOR	STAGE POINTS	STAGE PERCENT	COMPETITOR # Name
1	40	6,33	6,3191	45,0000	100,00	135 Pedersen, Frants
2	39	6,55	5,9542	42,4013	94,23	14 Pixken, Erwin
3	35	8,04	4,3532	31,0005	68,89	61 Wylon, Marek
4	29	7,27	3,9890	28,4066	63,13	62 Wylon, Marcin
5	43	11,22	3,8324	27,2918	60,65	117 Ejsmont, Jerzy
6	37	11,15	3,3184	23,6311	52,51	24 Frost, Zbigniew
7	35	13,64	2,5660	18,2730	40,61	48 Kulis, Janusz

STANDARD -- Overall Stage Results

Polish Open 2009

Printed wrzesień 13, 2009 at 16:31




Stage 1 -- 1

	PTS	TIME	HIT FACTOR	STAGE POINTS	STAGE PERCENT	COMPETITOR # Name
1	43	7,61	5,6505	45,0000	100,00	136 Birkjaer, Ulrik
2	40	7,33	5,4570	43,4595	96,58	113 Swierczek, Zbigniew
3	44	8,42	5,2257	41,6169	92,48	98 Antonelli, Andrea
4	45	8,95	5,0279	40,0422	88,98	96 Krukowski, Wojciech
5	43	8,59	5,0058	39,8661	88,59	16 Madajewski, Leszek
6	44	8,81	4,9943	39,7746	88,39	20 Michalowski, Krzysztof
7	44	8,92	4,9327	39,2841	87,30	66 Gaweda, Boguslaw
8	43	9,13	4,7097	37,5082	83,35	21 Sioda, Wieslaw
9	45	9,58	4,6973	37,4090	83,13	118 Velicko, Laurius
10	45	10,15	4,4335	35,3082	78,46	7 Burzec, Wieslaw
11	44	10,06	4,3738	34,8324	77,41	91 Fabian, Csaba
12	42	10,38	4,0462	32,2241	71,61	34 Taczalski, Marek
13	39	11,19	3,4853	27,7564	61,68	25 Bieranowski, Ryszard
14	41	11,93	3,4367	27,3698	60,82	13 Braun, Juergen
15	31	9,04	3,4292	27,3100	60,69	89 Rada, Radoslav
16	41	12,01	3,4138	27,1875	60,42	85 Tomczak, Andrzej
17	39	11,98	3,2554	25,9261	57,61	22 Amer, Andrzej
18	41	13,26	3,0920	24,6246	54,72	123 Lasocki, Przemyslaw
19	37	12,07	3,0655	24,4131	54,25	104 Pytel, Grzegorz
20	41	13,39	3,0620	24,3855	54,19	64 Laskowska, Jadwiga
21	38	12,44	3,0547	24,3272	54,06	73 Koput, Jurand
22	41	13,60	3,0147	24,0090	53,35	108 Bojanowski, Piotr
23	43	14,49	2,9676	23,6335	52,52	140 Kuraszewicz, Radoslaw
24	37	12,84	2,8816	22,9491	51,00	6 Maciakowski, Maciej
25	35	12,32	2,8409	22,6249	50,28	44 Lewandowski, Jaroslaw
26	40	15,09	2,6508	21,1105	46,91	53 Sanecznik, Krzysztof
27	41	16,57	2,4744	19,7056	43,79	122 Debski, Jaroslaw
28	26	10,55	2,4645	19,6268	43,62	90 Grubiak, Stanislav
29	29	11,89	2,4390	19,4243	43,17	71 Czuderna, Slawomir
30	30	12,51	2,3981	19,0982	42,44	28 Bielinski, Jaroslaw
31	28	13,32	2,1021	16,7410	37,20	87 Szabo, Alexander
32	33	16,05	2,0561	16,3745	36,39	134 Pawlik, Celina
33	23	13,49	1,7050	13,5783	30,17	74 Baluszynska, Agnieszka
34	26	15,35	1,6938	13,4894	29,98	4 Zdzitowiecki, Andrzej
35	20	12,46	1,6051	12,7832	28,41	39 Lozinska, Aniela
36	18	11,58	1,5544	12,3792	27,51	147 Siuniakou, Andrei
37	24	15,63	1,5355	12,2287	27,17	116 Ejsmont, Anna
38	39	25,55	1,5264	12,1563	27,01	88 Schmidt, Roman
39	41	26,87	1,5259	12,1519	27,00	103 Trocki, Sebastian
40	13	8,56	1,5187	12,0948	26,88	77 Widla, Radoslaw
41	16	12,26	1,3051	10,3934	23,10	33 Ruszkiewicz, Pawel
42	12	9,67	1,2410	9,8829	21,96	133 Galazka, Marcin
43	12	11,23	1,0686	8,5100	18,91	120 Buszkiewicz, Lechoslaw
44	0	0,00	0,0000	0,0000	0,00	93 Hornyán, Jozsef
45	0	0,00	0,0000	0,0000	0,00	27 Cichacz, Wlodzimierz

PRODUCTION -- Overall Stage Results**Polish Open 2009**

Printed wrzesień 13, 2009 at 16:31

**Stage 1 -- 1**

	PTS	TIME	HIT FACTOR	STAGE POINTS	STAGE PERCENT	COMPETITOR # Name
1	41	7,19	5,7024	45,0000	100,00	32 Mecwel, Przemyslaw
2	41	7,37	5,5631	43,9009	97,56	2 Ostrzycki, Jacek
3	37	6,73	5,4978	43,3855	96,41	121 Lewandowski, Przemyslaw
4	45	8,75	5,1429	40,5847	90,19	69 Ivaskevicius, Saulius
5	43	8,75	4,9143	38,7809	86,18	115 Redecker, Tomasz
6	41	8,36	4,9043	38,7022	86,00	63 Sokolowski, Leszek
7	41	9,37	4,3757	34,5304	76,73	65 Skowron, Marcin
8	39	8,92	4,3722	34,5030	76,67	72 Golkowski, Marcin
9	43	9,99	4,3043	33,9673	75,48	80 Krzyzaniak, Roman
10	41	9,97	4,1123	32,4524	72,12	92 Babcsany, Zsolt
11	39	9,81	3,9755	31,3728	69,72	50 Kwiecien, Stanislaw
12	39	9,90	3,9394	31,0876	69,08	112 Wilczynski, Artur
13	41	10,67	3,8425	30,3233	67,39	86 Miklaszewski, Robert
14	41	10,89	3,7649	29,7107	66,02	15 Eschler, Ronald
15	43	11,54	3,7262	29,4049	65,34	49 Mizuro, Maciej
16	37	10,15	3,6453	28,7669	63,93	75 Baluszynski, Grzegorz
17	33	9,16	3,6026	28,4299	63,18	127 Ciurzynski, Pawel
18	41	11,48	3,5714	28,1838	62,63	76 Baluszynski, Piotr
19	43	12,05	3,5685	28,1604	62,58	107 Korner, Stanislaw
20	39	11,00	3,5455	27,9788	62,18	17 Borkowski, Lukasz
21	41	11,98	3,4224	27,0075	60,02	114 Soltys, Maciej
22	39	11,56	3,3737	26,6235	59,16	130 Gritsak, Denis
23	41	12,54	3,2695	25,8014	57,34	3 Kopiec, Marian
24	33	10,19	3,2385	25,5563	56,79	57 Kolakowski, Jan
25	39	12,26	3,1811	25,1033	55,79	5 Bazala, Marcin
26	35	11,14	3,1418	24,7936	55,10	59 Kopiec, Karol
27	41	13,15	3,1179	24,6046	54,68	12 Spychala, Maciej
28	43	14,91	2,8840	22,7587	50,57	124 Zaworski, Radoslaw
29	35	13,15	2,6616	21,0039	46,68	152 Kujawa, Pawel
30	37	14,61	2,5325	19,9852	44,41	1 Bajerowski, Tomasz
31	39	15,77	2,4731	19,5160	43,37	125 Pilch, Janusz
32	39	16,10	2,4224	19,1160	42,48	119 Micinski, Bohdan
33	35	14,64	2,3907	18,8662	41,92	149 Cieply, Przemyslaw
34	45	19,78	2,2750	17,9533	39,90	8 Malcharek, Tomasz
35	39	17,22	2,2648	17,8727	39,72	78 Szymiczek, Eugeniusz
36	18	8,52	2,1127	16,6721	37,05	82 Nizewicz, Witold
37	37	18,93	1,9546	15,4244	34,28	131 Maltsev, Oleg
38	39	20,26	1,9250	15,1909	33,76	144 Nowicki, Grzegorz
39	45	26,00	1,7308	13,6583	30,35	143 Kaletka, Grzegorz
40	28	16,43	1,7042	13,4486	29,89	70 Swiderski, Tomasz
41	28	16,71	1,6756	13,2233	29,39	142 Kaletka, Zbigniew
42	31	18,62	1,6649	13,1383	29,20	132 Radaszewski, Zbigniew
43	22	14,26	1,5428	12,1748	27,06	129 Swierczynski, Jaroslaw
44	16	10,80	1,4815	11,6911	25,98	139 Konik, Slawomir
45	10	6,96	1,4368	11,3383	25,20	81 Walkowski, Pawel
46	30	23,79	1,2610	9,9514	22,11	102 Frangiosa, Fabio

PRODUCTION -- Overall Stage Results

Polish Open 2009

Printed wrzesień 13, 2009 at 16:31




Stage 1 -- 1

	PTS	TIME	HIT FACTOR	STAGE POINTS	STAGE PERCENT	COMPETITOR # Name
47	14	12,40	1,1290	8,9097	19,80	67 Jacek, Zdzislaw
48	18	16,86	1,0676	8,4250	18,72	150 Kekus, Krzysztof
49	23	31,27	0,7355	5,8044	12,90	141 Wrzesniowski, Marcin
50	13	19,05	0,6824	5,3853	11,97	151 Cnotliwy, Slawomir
51	0	45,85	0,0000	0,0000	0,00	128 Simkiewicz, Tomasz
52	0	120,20	0,0000	0,0000	0,00	138 Wandzel, Zbigniew
53	0	0,00	0,0000	0,0000	0,00	30 Dabrowski, Zbigniew

OPEN -- Overall Stage Results

Polish Open 2009

Printed wrzesień 13, 2009 at 16:31



Stage 2 -- 2

	PTS	TIME	HIT FACTOR	STAGE POINTS	STAGE PERCENT	COMPETITOR # Name
1	43	3,75	11,4667	45,0000	100,00	135 Pedersen, Frants
2	43	3,93	10,9415	42,9389	95,42	61 Wylon, Marek
3	43	3,99	10,7769	42,2932	93,98	14 Pixken, Erwin
4	43	5,60	7,6786	30,1339	66,96	117 Ejsmont, Jerzy
5	37	5,14	7,1984	28,2497	62,78	48 Kulis, Janusz
6	20	5,65	3,5398	13,8917	30,87	24 Frost, Zbigniew
7	11	4,57	2,4070	9,4461	20,99	62 Wylon, Marcin

STANDARD -- Overall Stage Results**Polish Open 2009**

Printed wrzesień 13, 2009 at 16:31

**Stage 2 -- 2**

	PTS	TIME	HIT FACTOR	STAGE POINTS	STAGE PERCENT	COMPETITOR # Name
1	45	4,18	10,7656	45,0000	100,00	136 Birkjaer, Ulrik
2	44	4,15	10,6024	44,3181	98,48	21 Sioda, Wieslaw
3	42	4,05	10,3704	43,3481	96,33	66 Gaweda, Boguslaw
4	43	4,50	9,5556	39,9422	88,76	98 Antonelli, Andrea
5	44	4,76	9,2437	38,6387	85,86	118 Velicko, Laurius
6	45	4,93	9,1278	38,1542	84,79	87 Szabo, Alexander
7	39	4,40	8,8636	37,0500	82,33	44 Lewandowski, Jaroslaw
8	38	4,42	8,5973	35,9367	79,86	77 Widla, Radoslaw
9	41	4,79	8,5595	35,7787	79,51	7 Burzec, Wieslaw
10	44	5,34	8,2397	34,4419	76,54	4 Zdzitowiecki, Andrzej
11	40	4,95	8,0808	33,7778	75,06	13 Braun, Juergen
12	39	4,85	8,0412	33,6124	74,69	20 Michalowski, Krzysztof
13	39	4,98	7,8313	32,7349	72,74	22 Amer, Andrzej
14	38	5,06	7,5099	31,3913	69,76	28 Bielinski, Jaroslaw
15	41	5,63	7,2824	30,4405	67,65	147 Siuniakou, Andrei
16	39	5,68	6,8662	28,7007	63,78	73 Koput, Jurand
17	38	5,58	6,8100	28,4659	63,26	53 Sanecznik, Krzysztof
18	39	5,76	6,7708	28,3021	62,89	90 Grubiak, Stanislav
19	37	5,95	6,2185	25,9933	57,76	89 Rada, Radoslaw
20	39	6,36	6,1321	25,6321	56,96	6 Maciakowski, Maciej
21	29	4,98	5,8233	24,3414	54,09	16 Madajewski, Leszek
22	29	5,06	5,7312	23,9565	53,24	71 Czauderna, Slawomir
23	31	6,16	5,0325	21,0357	46,75	39 Lozinska, Aniela
24	22	4,92	4,4715	18,6911	41,54	123 Lasocki, Przemyslaw
25	37	8,49	4,3581	18,2167	40,48	74 Baluszynska, Agnieszka
26	24	6,48	3,7037	15,4815	34,40	64 Laskowska, Jadwiga
27	29	8,25	3,5152	14,6933	32,65	104 Pytel, Grzegorz
28	24	6,87	3,4934	14,6026	32,45	133 Galazka, Marcin
29	21	6,55	3,2061	13,4015	29,78	33 Ruszkiewicz, Pawel
30	22	6,89	3,1930	13,3469	29,66	122 Debski, Jaroslaw
31	37	11,68	3,1678	13,2414	29,43	108 Bojanowski, Piotr
32	14	4,60	3,0435	12,7217	28,27	96 Krukowski, Wojciech
33	31	10,26	3,0214	12,6296	28,07	134 Pawlik, Celina
34	18	6,31	2,8526	11,9239	26,50	25 Bieranowski, Ryszard
35	20	7,09	2,8209	11,7913	26,20	140 Kuraszewicz, Radoslaw
36	10	3,91	2,5575	10,6905	23,76	34 Taczalski, Marek
37	22	8,87	2,4803	10,3675	23,04	116 Ejsmont, Anna
38	20	8,11	2,4661	10,3083	22,91	91 Fabian, Csaba
39	23	11,66	1,9726	8,2453	18,32	113 Swierczek, Zbigniew
40	3	6,11	0,4910	2,0524	4,56	120 Buszkiewicz, Lechoslaw
41	3	12,73	0,2357	0,9851	2,19	103 Trocki, Sebastian
42	0	0,00	0,0000	0,0000	0,00	93 Hornyán, Jozsef
43	0	7,42	0,0000	0,0000	0,00	88 Schmidt, Roman
44	0	0,00	0,0000	0,0000	0,00	27 Cichacz, Włodzimierz
45	0	5,28	0,0000	0,0000	0,00	85 Tomczak, Andrzej

PRODUCTION -- Overall Stage Results**Polish Open 2009**

Printed wrzesień 13, 2009 at 16:31

**Stage 2 -- 2**

	PTS	TIME	HIT FACTOR	STAGE POINTS	STAGE PERCENT	COMPETITOR # Name
1	45	4,36	10,3211	45,0000	100,00	69 Ivaskevicius, Saulius
2	39	3,93	9,9237	43,2672	96,15	57 Kolakowski, Jan
3	41	4,24	9,6698	42,1604	93,69	32 Mecwel, Przemyslaw
4	45	4,73	9,5137	41,4799	92,18	17 Borkowski, Lukasz
5	41	4,72	8,6864	37,8729	84,16	63 Sokolowski, Leszek
6	41	5,04	8,1349	35,4683	78,82	12 Spychala, Maciek
7	35	4,37	8,0092	34,9199	77,60	127 Ciurzynski, Pawel
8	37	4,72	7,8390	34,1780	75,95	121 Lewandowski, Przemyslaw
9	39	5,18	7,5290	32,8263	72,95	75 Baluszynski, Grzegorz
10	37	4,99	7,4148	32,3287	71,84	3 Kopiec, Marian
11	35	4,74	7,3840	32,1941	71,54	86 Miklaszewski, Robert
12	39	5,31	7,3446	32,0226	71,16	65 Skowron, Marcin
13	39	5,37	7,2626	31,6648	70,37	115 Redecker, Tomasz
14	39	5,40	7,2222	31,4889	69,98	80 Krzyzaniak, Roman
15	35	4,93	7,0994	30,9533	68,79	49 Mizuro, Maciej
16	41	6,12	6,6993	29,2091	64,91	149 Ciepły, Przemyslaw
17	43	6,60	6,5152	28,4061	63,12	131 Maltsev, Oleg
18	39	5,99	6,5109	28,3873	63,08	114 Soltys, Maciej
19	39	6,15	6,3415	27,6488	61,44	59 Kopiec, Karol
20	29	4,59	6,3181	27,5468	61,22	119 Micinski, Bohdan
21	37	5,92	6,2500	27,2500	60,56	102 Frangiosa, Fabio
22	33	5,32	6,2030	27,0451	60,10	142 Kaletka, Zbigniew
23	35	5,69	6,1511	26,8190	59,60	112 Wilczynski, Artur
24	22	3,78	5,8201	25,3757	56,39	50 Kwiecien, Stanislaw
25	37	6,51	5,6836	24,7803	55,07	130 Gritsak, Denis
26	37	6,75	5,4815	23,8993	53,11	107 Korner, Stanislaw
27	43	8,63	4,9826	21,7242	48,28	1 Bajerowski, Tomasz
28	35	7,03	4,9787	21,7070	48,24	129 Swierczynski, Jaroslaw
29	41	8,72	4,7018	20,5000	45,56	125 Pilch, Janusz
30	22	4,70	4,6809	20,4085	45,35	92 Babcsany, Zsolt
31	18	4,16	4,3269	18,8654	41,92	2 Ostrzycki, Jacek
32	24	5,60	4,2857	18,6857	41,52	67 Jacek, Zdzislaw
33	22	5,25	4,1905	18,2705	40,60	82 Nizewicz, Witold
34	26	6,27	4,1467	18,0797	40,18	143 Kaletka, Grzegorz
35	24	6,05	3,9669	17,2959	38,44	72 Golkowski, Marcin
36	35	9,31	3,7594	16,3910	36,42	70 Swiderski, Tomasz
37	33	9,05	3,6464	15,8983	35,33	151 Cnotliwy, Slawomir
38	22	6,27	3,5088	15,2982	34,00	128 Simkiewicz, Tomasz
39	41	11,81	3,4716	15,1363	33,64	81 Walkowski, Pawel
40	39	12,22	3,1915	13,9149	30,92	132 Radaszewski, Zbigniew
41	18	6,21	2,8986	12,6377	28,08	76 Baluszynski, Piotr
42	29	10,21	2,8404	12,3839	27,52	141 Wrzesniowski, Marcin
43	39	14,88	2,6210	11,4274	25,39	5 Bazala, Marcin
44	33	12,91	2,5562	11,1448	24,77	150 Kekus, Krzysztof
45	11	5,13	2,1442	9,3489	20,78	78 Szymiczek, Eugeniusz
46	18	9,17	1,9629	8,5583	19,02	144 Nowicki, Grzegorz

PRODUCTION -- Overall Stage Results

Polish Open 2009

Printed wrzesień 13, 2009 at 16:31



Stage 2 -- 2

	PTS	TIME	HIT FACTOR	STAGE POINTS	STAGE PERCENT	COMPETITOR # Name
47	10	6,14	1,6287	7,1010	15,78	124 Zaworski, Radoslaw
48	5	3,97	1,2594	5,4912	12,20	8 Malcharek, Tomasz
49	3	5,60	0,5357	2,3357	5,19	152 Kujawa, Pawel
50	1	4,71	0,2123	0,9257	2,06	15 Eschler, Ronald
51	3	14,78	0,2030	0,8850	1,97	138 Wandzel, Zbigniew
52	0	5,43	0,0000	0,0000	0,00	139 Konik, Slawomir
53	0	0,00	0,0000	0,0000	0,00	30 Dabrowski, Zbigniew

OPEN -- Overall Stage Results

Polish Open 2009

Printed wrzesień 13, 2009 at 16:31



Stage 3 -- 3

	PTS	TIME	HIT FACTOR	STAGE POINTS	STAGE PERCENT	COMPETITOR # Name
1	122	22,09	5,5229	135,0000	100,00	61 Wylon, Marek
2	130	23,75	5,4737	133,7979	99,11	135 Pedersen, Frants
3	119	28,46	4,1813	102,2073	75,71	24 Frost, Zbigniew
4	125	35,39	3,5321	86,3374	63,95	48 Kulis, Janusz
5	119	35,52	3,3502	81,8924	60,66	62 Wylon, Marcin
6	118	35,36	3,3371	81,5717	60,42	117 Ejsmont, Jerzy
7	119	35,77	3,3268	81,3201	60,24	14 Pixken, Erwin

STANDARD -- Overall Stage Results**Polish Open 2009**

Printed wrzesień 13, 2009 at 16:31

**Stage 3 -- 3**

	PTS	TIME	HIT FACTOR	STAGE POINTS	STAGE PERCENT	COMPETITOR # Name
1	135	23,91	5,6462	135,0000	100,00	136 Birkjaer, Ulrik
2	126	22,83	5,5191	131,9606	97,75	77 Widla, Radoslaw
3	130	24,90	5,2209	124,8313	92,47	91 Fabian, Csaba
4	129	25,71	5,0175	119,9685	88,87	147 Siuniakou, Andrei
5	119	24,80	4,7984	114,7294	84,98	89 Rada, Radoslaw
6	124	26,48	4,6828	111,9653	82,94	113 Swierczek, Zbigniew
7	130	27,78	4,6796	111,8898	82,88	20 Michalowski, Krzysztof
8	119	25,56	4,6557	111,3181	82,46	21 Sioda, Wieslaw
9	119	25,83	4,6070	110,1545	81,60	120 Buszkiewicz, Lechoslaw
10	119	26,03	4,5716	109,3081	80,97	87 Szabo, Alexander
11	113	24,96	4,5272	108,2464	80,18	90 Grubiak, Stanislav
12	119	26,89	4,4254	105,8122	78,38	16 Madajewski, Leszek
13	127	28,86	4,4006	105,2173	77,94	66 Gaweda, Boguslaw
14	118	27,09	4,3559	104,1484	77,15	4 Zdzitowiecki, Andrzej
15	118	27,75	4,2523	101,6714	75,31	123 Lasocki, Przemyslaw
16	115	27,16	4,2342	101,2390	74,99	85 Tomczak, Andrzej
17	126	30,13	4,1819	99,9887	74,07	53 Sanecznik, Krzysztof
18	121	29,16	4,1495	99,2150	73,49	71 Czauderna, Slawomir
19	127	30,84	4,1180	98,4621	72,93	7 Burzec, Wieslaw
20	125	30,61	4,0836	97,6397	72,33	22 Amer, Andrzej
21	98	24,29	4,0346	96,4669	71,46	98 Antonelli, Andrea
22	126	31,73	3,9710	94,9467	70,33	118 Velicko, Laurius
23	115	29,03	3,9614	94,7175	70,16	96 Krukowski, Wojciech
24	116	29,56	3,9242	93,8282	69,50	28 Bielinski, Jaroslaw
25	119	30,39	3,9158	93,6259	69,35	103 Trocki, Sebastian
26	113	29,32	3,8540	92,1497	68,26	13 Braun, Juergen
27	108	28,93	3,7331	89,2596	66,12	73 Koput, Jurand
28	127	35,04	3,6244	86,6601	64,19	64 Laskowska, Jadwiga
29	126	36,78	3,4258	81,9103	60,67	34 Taczalski, Marek
30	109	31,92	3,4148	81,6476	60,48	133 Galazka, Marcin
31	123	36,72	3,3497	80,0907	59,33	6 Maciakowski, Maciej
32	128	39,36	3,2520	77,7561	57,60	33 Ruszkiewicz, Pawel
33	109	34,15	3,1918	76,3160	56,53	44 Lewandowski, Jaroslaw
34	80	25,26	3,1671	75,7245	56,09	108 Bojanowski, Piotr
35	107	34,76	3,0783	73,6010	54,52	104 Pytel, Grzegorz
36	119	39,31	3,0272	72,3808	53,62	39 Lozinska, Aniela
37	109	37,22	2,9285	70,0212	51,87	74 Baluszynska, Agnieszka
38	111	42,79	2,5941	62,0241	45,94	122 Debski, Jaroslaw
39	113	44,36	2,5473	60,9069	45,12	116 Ejsmont, Anna
40	114	47,07	2,4219	57,9082	42,89	140 Kuraszewicz, Radoslaw
41	95	39,55	2,4020	57,4324	42,54	88 Schmidt, Roman
42	68	31,81	2,1377	51,1122	37,86	25 Bieranowski, Ryszard
43	105	55,25	1,9005	45,4398	33,66	134 Pawlik, Celina
44	0	0,00	0,0000	0,0000	0,00	93 Hornyman, Jozsef
45	0	0,00	0,0000	0,0000	0,00	27 Cichacz, Wlodzimierz

PRODUCTION -- Overall Stage Results**Polish Open 2009**

Printed wrzesień 13, 2009 at 16:31

**Stage 3 -- 3**

	PTS	TIME	HIT FACTOR	STAGE POINTS	STAGE PERCENT	COMPETITOR # Name
1	131	24,13	5,4289	135,0000	100,00	69 Ivaskevicius, Saulius
2	129	23,77	5,4270	134,9523	99,96	50 Kwiecien, Stanislaw
3	129	24,00	5,3750	133,6590	99,01	2 Ostrzycki, Jacek
4	125	24,29	5,1462	127,9683	94,79	86 Miklaszewski, Robert
5	131	25,97	5,0443	125,4351	92,91	17 Borkowski, Lukasz
6	109	21,79	5,0023	124,3910	92,14	65 Skowron, Marcin
7	121	24,48	4,9428	122,9119	91,05	121 Lewandowski, Przemyslaw
8	123	25,07	4,9063	122,0030	90,37	63 Sokolowski, Leszek
9	123	26,29	4,6786	116,3414	86,18	59 Kopiec, Karol
10	107	23,37	4,5785	113,8531	84,34	75 Baluszynski, Grzegorz
11	129	28,23	4,5696	113,6315	84,17	92 Babcsany, Zsolt
12	123	27,29	4,5071	112,0783	83,02	115 Redeki, Tomasz
13	125	28,15	4,4405	110,4209	81,79	12 Spychala, Maciek
14	105	24,50	4,2857	106,5720	78,94	127 Ciurzynski, Pawel
15	121	28,79	4,2028	104,5114	77,42	49 Mizuro, Maciej
16	103	24,56	4,1938	104,2866	77,25	139 Konik, Slawomir
17	121	29,03	4,1681	103,6473	76,78	8 Malcharek, Tomasz
18	111	26,77	4,1464	103,1085	76,38	80 Krzyzaniak, Roman
19	119	29,24	4,0698	101,2021	74,96	32 Mecwel, Przemyslaw
20	103	25,36	4,0615	100,9968	74,81	72 Golkowski, Marcin
21	113	27,97	4,0400	100,4629	74,42	119 Micinski, Bohdan
22	125	32,16	3,8868	96,6527	71,59	142 Kaletka, Zbigniew
23	121	32,34	3,7415	93,0390	68,92	82 Nizewicz, Witold
24	125	34,42	3,6316	90,3065	66,89	1 Bajerowski, Tomasz
25	125	34,65	3,6075	89,7070	66,45	130 Gritsak, Denis
26	107	29,92	3,5762	88,9287	65,87	114 Soltys, Maciej
27	111	31,85	3,4851	86,6629	64,19	102 Frangiosa, Fabio
28	89	26,32	3,3815	84,0860	62,29	15 Eschler, Ronald
29	129	40,19	3,2098	79,8163	59,12	132 Radaszewski, Zbigniew
30	123	39,22	3,1362	77,9861	57,77	144 Nowicki, Grzegorz
31	117	37,35	3,1325	77,8960	57,70	76 Baluszynski, Piotr
32	113	36,25	3,1172	77,5158	57,42	149 Cieply, Przemyslaw
33	115	37,28	3,0848	76,7082	56,82	124 Zaworski, Radoslaw
34	119	38,64	3,0797	76,5825	56,73	81 Walkowski, Pawel
35	93	30,60	3,0392	75,5756	55,98	78 Szymiczek, Eugeniusz
36	111	36,68	3,0262	75,2512	55,74	129 Swierczynski, Jaroslaw
37	127	42,72	2,9728	73,9252	54,76	125 Pilch, Janusz
38	115	39,97	2,8772	71,5457	53,00	141 Wrzesniowski, Marcin
39	121	42,13	2,8721	71,4190	52,90	128 Simkiewicz, Tomasz
40	121	43,93	2,7544	68,4926	50,74	150 Kekus, Krzysztof
41	129	46,86	2,7529	68,4553	50,71	107 Korner, Stanislaw
42	107	40,57	2,6374	65,5841	48,58	152 Kujawa, Pawel
43	109	41,34	2,6367	65,5656	48,57	112 Wilczynski, Artur
44	99	37,61	2,6323	65,4563	48,49	57 Kolakowski, Jan
45	123	46,75	2,6310	65,4249	48,46	3 Kopiec, Marian
46	102	39,00	2,6154	65,0362	48,17	143 Kaletka, Grzegorz

PRODUCTION -- Overall Stage Results

Polish Open 2009

Printed wrzesień 13, 2009 at 16:31




Stage 3 -- 3

	PTS	TIME	HIT FACTOR	STAGE POINTS	STAGE PERCENT	COMPETITOR # Name
47	103	39,52	2,6063	64,8097	48,01	5 Bazala, Marcin
48	111	45,47	2,4412	60,7041	44,97	67 Jacek, Zdzislaw
49	121	56,68	2,1348	53,0854	39,32	131 Maltsev, Oleg
50	104	49,11	2,1177	52,6603	39,01	151 Cnotliwy, Slawomir
51	93	45,52	2,0431	50,8043	37,63	70 Swiderski, Tomasz
52	115	66,04	1,7414	43,3023	32,08	138 Wandzel, Zbigniew
53	0	0,00	0,0000	0,0000	0,00	30 Dabrowski, Zbigniew

OPEN -- Overall Stage Results

Polish Open 2009

Printed wrzesień 13, 2009 at 16:31



Stage 4 -- 4

	PTS	TIME	HIT FACTOR	STAGE POINTS	STAGE PERCENT	COMPETITOR # Name
1	149	24,67	6,0397	155,0000	100,00	135 Pedersen, Frants
2	146	26,05	5,6046	143,8334	92,80	14 Pixken, Erwin
3	150	33,15	4,5249	116,1241	74,92	62 Wylon, Marcin
4	145	34,46	4,2078	107,9860	69,67	24 Frost, Zbigniew
5	149	38,42	3,8782	99,5276	64,21	117 Ejsmont, Jerzy
6	139	36,57	3,8009	97,5449	62,93	48 Kulis, Janusz
7	136	36,73	3,7027	95,0238	61,31	61 Wylon, Marek

STANDARD -- Overall Stage Results**Polish Open 2009**

Printed wrzesień 13, 2009 at 16:31

**Stage 4 -- 4**

	PTS	TIME	HIT FACTOR	STAGE POINTS	STAGE PERCENT	COMPETITOR # Name
1	147	25,49	5,7670	155,0000	100,00	21 Sioda, Wieslaw
2	154	28,16	5,4688	146,9848	94,83	118 Velicko, Laurius
3	151	28,12	5,3698	144,3264	93,11	77 Widla, Radoslaw
4	150	28,92	5,1867	139,4046	89,94	66 Gaweda, Boguslaw
5	153	30,65	4,9918	134,1668	86,56	90 Grubiak, Stanislav
6	152	30,47	4,9885	134,0773	86,50	20 Michalowski, Krzysztof
7	151	30,80	4,9026	131,7681	85,01	136 Birkjaer, Ulrik
8	147	30,15	4,8756	131,0431	84,54	113 Swierczek, Zbigniew
9	147	30,35	4,8435	130,1796	83,99	91 Fabian, Csaba
10	153	32,06	4,7723	128,2662	82,75	120 Buszkiewicz, Lechoslaw
11	155	32,79	4,7271	127,0499	81,97	147 Siuniakou, Andrei
12	147	31,35	4,6890	126,0271	81,31	87 Szabo, Alexander
13	143	31,04	4,6070	123,8222	79,89	108 Bojanowski, Piotr
14	146	31,78	4,5941	123,4762	79,66	53 Sanecznik, Krzysztof
15	150	32,71	4,5858	123,2523	79,52	7 Burzec, Wieslaw
16	144	31,47	4,5758	122,9844	79,34	16 Madajewski, Leszek
17	149	33,78	4,4109	118,5525	76,49	96 Krukowski, Wojciech
18	153	34,89	4,3852	117,8622	76,04	34 Taczalski, Marek
19	148	33,98	4,3555	117,0638	75,53	73 Koput, Jurand
20	147	33,93	4,3324	116,4442	75,13	74 Baluszynska, Agnieszka
21	142	33,05	4,2965	115,4785	74,50	4 Zdzitowiecki, Andrzej
22	145	34,16	4,2447	114,0865	73,60	22 Amer, Andrzej
23	142	33,61	4,2249	113,5544	73,26	13 Braun, Juergen
24	143	33,93	4,2146	113,2756	73,08	123 Lasocki, Przemyslaw
25	147	34,93	4,2084	113,1105	72,97	44 Lewandowski, Jaroslaw
26	153	38,06	4,0200	108,0455	69,71	89 Rada, Radoslaw
27	139	34,58	4,0197	108,0374	69,70	85 Tomczak, Andrzej
28	145	37,61	3,8554	103,6213	66,85	103 Trocki, Sebastian
29	145	38,78	3,7390	100,4950	64,84	133 Galazka, Marcin
30	143	39,07	3,6601	98,3732	63,47	64 Laskowska, Jadwiga
31	147	40,44	3,6350	97,6991	63,03	39 Lozinska, Aniela
32	146	40,93	3,5671	95,8728	61,85	33 Ruszkiewicz, Pawel
33	139	39,30	3,5369	95,0619	61,33	25 Bieranowski, Ryszard
34	99	28,48	3,4761	93,4285	60,28	98 Antonelli, Andrea
35	137	42,71	3,2077	86,2135	55,62	104 Pytel, Grzegorz
36	103	32,89	3,1317	84,1700	54,30	28 Bielinski, Jaroslaw
37	141	47,06	2,9962	80,5288	51,95	88 Schmidt, Roman
38	120	40,33	2,9755	79,9719	51,59	6 Maciakowski, Maciej
39	149	50,10	2,9741	79,9342	51,57	116 Ejsmont, Anna
40	151	55,24	2,7335	73,4696	47,40	140 Kuraszewicz, Radoslaw
41	122	49,31	2,4741	66,4981	42,90	122 Debski, Jaroslaw
42	135	74,28	1,8174	48,8479	31,51	134 Pawlik, Celina
43	36	26,27	1,3704	36,8321	23,76	71 Czauderna, Slawomir
44	0	0,00	0,0000	0,0000	0,00	27 Cichacz, Wlodzimierz
45	0	0,00	0,0000	0,0000	0,00	93 Hornyán, Jozsef

PRODUCTION -- Overall Stage Results**Polish Open 2009**

Printed wrzesień 13, 2009 at 16:31

**Stage 4 -- 4**

	PTS	TIME	HIT FACTOR	STAGE POINTS	STAGE PERCENT	COMPETITOR # Name
1	151	27,71	5,4493	155,0000	100,00	59 Kopiec, Karol
2	139	25,55	5,4403	154,7445	99,84	50 Kwiecien, Stanislaw
3	149	28,67	5,1971	147,8257	95,37	115 Redecker, Tomasz
4	147	28,38	5,1797	147,3317	95,05	86 Miklaszewski, Robert
5	151	29,96	5,0401	143,3595	92,49	17 Borkowski, Lukasz
6	145	29,11	4,9811	141,6828	91,41	49 Mizuro, Maciej
7	147	29,99	4,9016	139,4223	89,95	65 Skowron, Marcin
8	143	29,84	4,7922	136,3102	87,94	69 Ivaskevicius, Saulius
9	139	29,10	4,7766	135,8667	87,66	63 Sokolowski, Leszek
10	149	31,44	4,7392	134,8016	86,97	32 Mecwel, Przemyslaw
11	147	31,62	4,6490	132,2351	85,31	8 Malcharek, Tomasz
12	149	32,14	4,6360	131,8656	85,07	2 Ostrzycki, Jacek
13	135	29,17	4,6280	131,6402	84,93	92 Babcsany, Zsolt
14	147	32,70	4,4954	127,8677	82,50	1 Bajerowski, Tomasz
15	141	31,81	4,4326	126,0802	81,34	114 Soltys, Maciej
16	147	33,18	4,4304	126,0179	81,30	121 Lewandowski, Przemyslaw
17	151	34,74	4,3466	123,6341	79,76	142 Kaletka, Zbigniew
18	149	35,08	4,2474	120,8142	77,94	12 Spychala, Maciej
19	143	33,75	4,2370	120,5184	77,75	75 Baluszynski, Grzegorz
20	151	36,45	4,1427	117,8340	76,02	131 Maltsev, Oleg
21	147	35,61	4,1281	117,4185	75,75	80 Krzyzaniak, Roman
22	139	33,78	4,1149	117,0433	75,51	72 Golkowski, Marcin
23	131	33,09	3,9589	112,6071	72,65	139 Konik, Slawomir
24	122	30,89	3,9495	112,3397	72,48	127 Ciurzynski, Pawel
25	145	36,95	3,9242	111,6207	72,01	124 Zaworski, Radoslaw
26	145	37,20	3,8978	110,8706	71,53	3 Kopiec, Marian
27	147	37,72	3,8971	110,8503	71,52	149 Ciepły, Przemyslaw
28	145	37,44	3,8729	110,1599	71,07	67 Jacek, Zdzislaw
29	123	33,26	3,6981	105,1899	67,86	57 Kolakowski, Jan
30	133	36,08	3,6863	104,8519	67,65	5 Bazala, Marcin
31	151	42,51	3,5521	101,0362	65,18	152 Kujawa, Pawel
32	141	40,29	3,4996	99,5435	64,22	76 Baluszynski, Piotr
33	125	35,74	3,4975	99,4825	64,18	82 Nizewicz, Witold
34	141	40,44	3,4866	99,1743	63,98	102 Frangiosa, Fabio
35	135	38,90	3,4704	98,7132	63,69	81 Walkowski, Pawel
36	141	41,14	3,4273	97,4869	62,89	15 Eschler, Ronald
37	131	39,57	3,3106	94,1665	60,75	78 Szymiczek, Eugeniusz
38	141	43,25	3,2601	92,7309	59,83	119 Micinski, Bohdan
39	141	44,70	3,1544	89,7228	57,89	150 Kekus, Krzysztof
40	155	49,78	3,1137	88,5662	57,14	125 Pilch, Janusz
41	130	42,09	3,0886	87,8528	56,68	141 Wrzesniowski, Marcin
42	151	49,11	3,0747	87,4577	56,42	132 Radaszewski, Zbigniew
43	143	46,63	3,0667	87,2292	56,28	107 Korner, Stanislaw
44	111	37,36	2,9711	84,5098	54,52	130 Gritsak, Denis
45	149	50,45	2,9534	84,0072	54,20	151 Cnotliwy, Slawomir
46	139	47,13	2,9493	83,8897	54,12	70 Swiderski, Tomasz

PRODUCTION -- Overall Stage Results

Polish Open 2009

Printed wrzesień 13, 2009 at 16:31



Stage 4 -- 4

	PTS	TIME	HIT FACTOR	STAGE POINTS	STAGE PERCENT	COMPETITOR # Name
47	141	50,63	2,7849	79,2141	51,11	143 Kaletka, Grzegorz
48	101	39,88	2,5326	72,0373	46,48	144 Nowicki, Grzegorz
49	139	58,57	2,3732	67,5042	43,55	128 Simkiewicz, Tomasz
50	139	66,80	2,0808	59,1874	38,19	138 Wandzel, Zbigniew
51	73	45,02	1,6215	46,1221	29,76	112 Wilczynski, Artur
52	13	29,25	0,4444	12,6418	8,16	129 Swierczynski, Jaroslaw
53	0	0,00	0,0000	0,0000	0,00	30 Dabrowski, Zbigniew

OPEN -- Overall Stage Results

Polish Open 2009

Printed wrzesień 13, 2009 at 16:31



Stage 5 -- 5

	PTS	TIME	HIT FACTOR	STAGE POINTS	STAGE PERCENT	COMPETITOR # Name
1	86	11,53	7,4588	90,0000	100,00	135 Pedersen, Frants
2	82	12,34	6,6451	80,1811	89,09	14 Pixken, Erwin
3	83	12,96	6,4043	77,2763	85,86	62 Wylon, Marcin
4	86	16,02	5,3683	64,7753	71,97	61 Wylon, Marek
5	88	18,85	4,6684	56,3306	62,59	48 Kulis, Janusz
6	83	19,49	4,2586	51,3854	57,09	117 Ejsmont, Jerzy
7	38	16,46	2,3086	27,8565	30,95	24 Frost, Zbigniew

STANDARD -- Overall Stage Results**Polish Open 2009**

Printed wrzesień 13, 2009 at 16:31

**Stage 5 -- 5**

	PTS	TIME	HIT FACTOR	STAGE POINTS	STAGE PERCENT	COMPETITOR # Name
1	88	13,33	6,6017	90,0000	100,00	136 Birkjaer, Ulrik
2	83	13,74	6,0408	82,3534	91,50	21 Sioda, Wieslaw
3	83	13,94	5,9541	81,1718	90,19	4 Zdzitowiecki, Andrzej
4	87	14,77	5,8903	80,3024	89,22	118 Velicko, Laurius
5	80	13,63	5,8694	80,0173	88,91	13 Braun, Juergen
6	79	14,41	5,4823	74,7400	83,04	66 Gaweda, Boguslaw
7	81	15,38	5,2666	71,7990	79,78	20 Michalowski, Krzysztof
8	82	15,84	5,1768	70,5746	78,42	7 Burzec, Wieslaw
9	81	15,74	5,1461	70,1569	77,95	53 Sanecznik, Krzysztof
10	83	16,67	4,9790	67,8785	75,42	16 Madajewski, Leszek
11	73	14,90	4,8993	66,7923	74,21	91 Fabian, Csaba
12	78	16,04	4,8628	66,2949	73,66	133 Galazka, Marcin
13	84	17,98	4,6719	63,6912	70,77	147 Siuniakou, Andrei
14	76	16,29	4,6654	63,6037	70,67	96 Krukowski, Wojciech
15	86	18,49	4,6512	63,4091	70,45	64 Laskowska, Jadwiga
16	72	15,80	4,5570	62,1249	69,03	71 Czauderna, Slawomir
17	84	18,60	4,5161	61,5682	68,41	90 Grubiak, Stanislav
18	79	18,10	4,3646	59,5030	66,11	73 Koput, Jurand
19	78	18,09	4,3118	58,7822	65,31	108 Bojanowski, Piotr
20	80	20,15	3,9702	54,1259	60,14	77 Widla, Radoslaw
21	78	20,45	3,8142	51,9986	57,78	104 Pytel, Grzegorz
22	80	20,99	3,8113	51,9598	57,73	39 Lozinska, Aniela
23	61	16,33	3,7355	50,9253	56,58	123 Lasocki, Przemyslaw
24	72	19,33	3,7248	50,7798	56,42	85 Tomczak, Andrzej
25	72	19,67	3,6604	49,9020	55,45	87 Szabo, Alexander
26	78	21,50	3,6279	49,4591	54,95	74 Baluszynska, Agnieszka
27	68	20,17	3,3713	45,9614	51,07	89 Rada, Radoslaw
28	76	24,43	3,1109	42,4112	47,12	28 Bielinski, Jaroslaw
29	54	17,38	3,1070	42,3579	47,06	33 Ruszkiewicz, Pawel
30	61	19,73	3,0917	42,1495	46,83	120 Buszkiewicz, Lechoslaw
31	41	13,41	3,0574	41,6817	46,31	113 Swierczek, Zbigniew
32	65	21,78	2,9844	40,6860	45,21	103 Trocki, Sebastian
33	68	23,69	2,8704	39,1322	43,48	116 Ejsmont, Anna
34	48	16,81	2,8554	38,9281	43,25	44 Lewandowski, Jaroslaw
35	58	20,86	2,7804	37,9056	42,12	134 Pawlik, Celina
36	67	25,53	2,6244	35,7778	39,75	25 Bieranowski, Ryszard
37	82	31,31	2,6190	35,7043	39,67	140 Kuraszewicz, Radoslaw
38	47	18,06	2,6024	35,4789	39,42	88 Schmidt, Roman
39	54	23,96	2,2538	30,7254	34,14	6 Maciakowski, Maciej
40	29	13,04	2,2239	30,3187	33,69	98 Antonelli, Andrea
41	30	14,83	2,0229	27,5785	30,64	22 Amer, Andrzej
42	38	22,90	1,6594	22,6224	25,14	34 Taczalski, Marek
43	44	31,09	1,4152	19,2940	21,44	122 Debski, Jaroslaw
44	0	0,00	0,0000	0,0000	0,00	93 Hornyán, Jozsef
45	0	0,00	0,0000	0,0000	0,00	27 Cichacz, Włodzimierz

PRODUCTION -- Overall Stage Results**Polish Open 2009**

Printed wrzesień 13, 2009 at 16:31

**Stage 5 -- 5**

	PTS	TIME	HIT FACTOR	STAGE POINTS	STAGE PERCENT	COMPETITOR # Name
1	72	11,37	6,3325	90,0000	100,00	50 Kwiecien, Stanislaw
2	84	14,27	5,8865	83,6615	92,96	69 Ivaskevicius, Saulius
3	72	12,51	5,7554	81,7986	90,89	86 Miklaszewski, Robert
4	74	13,25	5,5849	79,3755	88,19	65 Skowron, Marcin
5	78	14,22	5,4852	77,9589	86,62	2 Ostrzycki, Jacek
6	80	15,33	5,2185	74,1683	82,41	59 Kopiec, Karol
7	66	12,99	5,0808	72,2113	80,23	63 Sokolowski, Leszek
8	80	15,92	5,0251	71,4196	79,36	15 Eschler, Ronald
9	64	12,91	4,9574	70,4570	78,29	139 Konik, Slawomir
10	68	13,79	4,9311	70,0834	77,87	57 Kolakowski, Jan
11	64	13,75	4,6545	66,1527	73,50	121 Lewandowski, Przemyslaw
12	72	15,68	4,5918	65,2615	72,51	12 Spychala, Maciek
13	78	17,46	4,4674	63,4923	70,55	114 Soltys, Maciej
14	74	16,69	4,4338	63,0153	70,02	80 Krzyzaniak, Roman
15	72	16,44	4,3796	62,2445	69,16	3 Kopiec, Marian
16	74	17,28	4,2824	60,8637	67,63	75 Baluszynski, Grzegorz
17	80	18,72	4,2735	60,7372	67,49	1 Bajerowski, Tomasz
18	80	18,76	4,2644	60,6077	67,34	5 Bazala, Marcin
19	59	13,99	4,2173	59,9383	66,60	115 Redecker, Tomasz
20	84	20,03	4,1937	59,6031	66,23	130 Gritsak, Denis
21	78	18,70	4,1711	59,2821	65,87	142 Kaletka, Zbigniew
22	78	18,83	4,1423	58,8728	65,41	32 Mecwel, Przemyslaw
23	84	20,48	4,1016	58,2935	64,77	112 Wilczynski, Artur
24	70	17,11	4,0912	58,1458	64,61	67 Jacek, Zdzislaw
25	70	17,13	4,0864	58,0779	64,53	82 Nizewicz, Witold
26	57	14,27	3,9944	56,7703	63,08	92 Babcsany, Zsolt
27	55	14,10	3,9007	55,4388	61,60	17 Borkowski, Lukasz
28	82	21,05	3,8955	55,3646	61,52	107 Korner, Stanislaw
29	53	14,61	3,6277	51,5580	57,29	72 Golkowski, Marcin
30	61	17,22	3,5424	50,3463	55,94	8 Malcharek, Tomasz
31	72	22,05	3,2653	46,4082	51,56	149 Ciepły, Przemyslaw
32	59	18,13	3,2543	46,2514	51,39	152 Kujawa, Pawel
33	55	16,92	3,2506	46,1990	51,33	129 Swierczynski, Jaroslaw
34	51	15,82	3,2238	45,8178	50,91	119 Micinski, Bohdan
35	76	24,18	3,1431	44,6712	49,63	144 Nowicki, Grzegorz
36	74	23,74	3,1171	44,3018	49,22	128 Simkiewicz, Tomasz
37	40	12,88	3,1056	44,1382	49,04	127 Ciurzynski, Pawel
38	78	25,49	3,0600	43,4906	48,32	81 Walkowski, Pawel
39	42	14,54	2,8886	41,0540	45,62	49 Mizuro, Maciej
40	70	24,58	2,8478	40,4750	44,97	102 Frangiosa, Fabio
41	60	21,18	2,8329	40,2620	44,74	78 Szymiczek, Eugeniusz
42	78	27,79	2,8068	39,8911	44,32	132 Radaszewski, Zbigniew
43	62	23,42	2,6473	37,6249	41,81	70 Swiderski, Tomasz
44	53	20,71	2,5592	36,3719	40,41	141 Wrzesniowski, Marcin
45	48	21,10	2,2749	32,3318	35,92	131 Maltsev, Oleg
46	63	29,26	2,1531	30,6011	34,00	124 Zaworski, Radoslaw

PRODUCTION -- Overall Stage Results

Polish Open 2009

Printed wrzesień 13, 2009 at 16:31



Stage 5 -- 5

	PTS	TIME	HIT FACTOR	STAGE POINTS	STAGE PERCENT	COMPETITOR # Name
47	74	35,58	2,0798	29,5594	32,84	151 Cnotliwy, Slawomir
48	70	33,67	2,0790	29,5478	32,83	138 Wandzel, Zbigniew
49	44	23,45	1,8763	26,6674	29,63	143 Kaletka, Grzegorz
50	38	23,46	1,6198	23,0211	25,58	125 Pilch, Janusz
51	40	24,75	1,6162	22,9697	25,52	150 Kekus, Krzysztof
52	36	24,14	1,4913	21,1951	23,55	76 Baluszynski, Piotr
53	0	0,00	0,0000	0,0000	0,00	30 Dabrowski, Zbigniew

OPEN -- Overall Stage Results

Polish Open 2009

Printed wrzesień 13, 2009 at 16:31



Stage 6 -- 6

	PTS	TIME	HIT FACTOR	STAGE POINTS	STAGE PERCENT	COMPETITOR # Name
1	79	17,36	4,5507	80,0000	100,00	62 Wylon, Marcin
2	72	17,22	4,1812	73,5042	91,88	14 Pixken, Erwin
3	59	17,55	3,3618	59,1000	73,88	61 Wylon, Marek
4	72	21,45	3,3566	59,0089	73,76	24 Frost, Zbigniew
5	76	28,87	2,6325	46,2785	57,85	117 Ejsmont, Jerzy
6	32	13,05	2,4521	43,1074	53,88	135 Pedersen, Frants
7	59	26,01	2,2684	39,8772	49,85	48 Kulis, Janusz

STANDARD -- Overall Stage Results**Polish Open 2009**

Printed wrzesień 13, 2009 at 16:31

**Stage 6 -- 6**

	PTS	TIME	HIT FACTOR	STAGE POINTS	STAGE PERCENT	COMPETITOR # Name
1	79	16,42	4,8112	80,0000	100,00	21 Sioda, Wieslaw
2	70	16,04	4,3641	72,5654	90,71	136 Birkjaer, Ulrik
3	70	17,01	4,1152	68,4274	85,53	13 Braun, Juergen
4	70	18,44	3,7961	63,1209	78,90	108 Bojanowski, Piotr
5	75	20,07	3,7369	62,1370	77,67	77 Widla, Radoslaw
6	74	21,05	3,5154	58,4542	73,07	66 Gaweda, Boguslaw
7	64	18,40	3,4783	57,8360	72,29	118 Velicko, Laurius
8	74	21,45	3,4499	57,3641	71,71	120 Buszkiewicz, Lechoslaw
9	72	21,06	3,4188	56,8473	71,06	91 Fabian, Csaba
10	74	22,05	3,3560	55,8032	69,75	4 Zdzitowiecki, Andrzej
11	78	23,35	3,3405	55,5448	69,43	147 Siuniakou, Andrei
12	76	22,77	3,3377	55,4992	69,37	20 Michalowski, Krzysztof
13	74	22,33	3,3139	55,1035	68,88	7 Burzec, Wieslaw
14	69	22,52	3,0639	50,9468	63,68	53 Sanecznik, Krzysztof
15	66	23,52	2,8061	46,6598	58,32	87 Szabo, Alexander
16	68	25,25	2,6931	44,7799	55,97	73 Koput, Jurand
17	59	22,55	2,6164	43,5052	54,38	133 Galazka, Marcin
18	59	22,55	2,6164	43,5052	54,38	16 Madajewski, Leszek
19	74	28,37	2,6084	43,3719	54,21	22 Amer, Andrzej
20	68	27,21	2,4991	41,5543	51,94	6 Maciakowski, Maciej
21	55	23,22	2,3686	39,3855	49,23	98 Antonelli, Andrea
22	60	25,34	2,3678	39,3714	49,21	113 Swierczek, Zbigniew
23	68	29,35	2,3169	38,5245	48,16	104 Pytel, Grzegorz
24	68	30,06	2,2621	37,6146	47,02	74 Baluszynska, Agnieszka
25	78	35,31	2,2090	36,7310	45,91	116 Ejsmont, Anna
26	51	23,10	2,2078	36,7108	45,89	90 Grubiak, Stanislav
27	56	25,80	2,1705	36,0915	45,11	44 Lewandowski, Jaroslaw
28	64	29,70	2,1549	35,8311	44,79	89 Rada, Radoslaw
29	46	21,56	2,1336	35,4769	44,35	103 Trocki, Sebastian
30	53	25,74	2,0591	34,2376	42,80	85 Tomczak, Andrzej
31	57	28,15	2,0249	33,6692	42,09	39 Lozinska, Aniela
32	46	23,47	1,9599	32,5897	40,74	71 Czauderna, Slawomir
33	66	37,93	1,7400	28,9332	36,17	134 Pawlik, Celina
34	49	28,26	1,7339	28,8310	36,04	64 Laskowska, Jadwiga
35	44	28,06	1,5681	26,0736	32,59	34 Taczalski, Marek
36	55	36,48	1,5077	25,0694	31,34	140 Kuraszewicz, Radoslaw
37	43	28,64	1,5014	24,9650	31,21	33 Ruszkiewicz, Pawel
38	42	28,55	1,4711	24,4613	30,58	88 Schmidt, Roman
39	42	29,37	1,4300	23,7783	29,72	123 Lasocki, Przemyslaw
40	30	22,25	1,3483	22,4196	28,02	28 Bielinski, Jaroslaw
41	21	22,86	0,9186	15,2749	19,09	96 Krukowski, Wojciech
42	14	41,77	0,3352	5,5731	6,97	122 Debski, Jaroslaw
43	2	23,75	0,0842	1,4002	1,75	25 Bieranowski, Ryszard
44	0	0,00	0,0000	0,0000	0,00	27 Cichacz, Wlodzimierz
45	0	0,00	0,0000	0,0000	0,00	93 Hornyán, Jozsef

PRODUCTION -- Overall Stage Results**Polish Open 2009**

Printed wrzesień 13, 2009 at 16:31

**Stage 6 -- 6**

	PTS	TIME	HIT FACTOR	STAGE POINTS	STAGE PERCENT	COMPETITOR # Name
1	76	17,56	4,3280	80,0000	100,00	92 Babcsany, Zsolt
2	72	18,84	3,8217	70,6403	88,30	69 Ivaskevicius, Saulius
3	74	19,66	3,7640	69,5743	86,97	17 Borkowski, Lukasz
4	66	18,65	3,5389	65,4133	81,77	121 Lewandowski, Przemyslaw
5	72	20,37	3,5346	65,3345	81,67	50 Kwiecien, Stanislaw
6	70	20,44	3,4247	63,3021	79,13	107 Korner, Stanislaw
7	72	21,27	3,3850	62,5700	78,21	59 Kopiec, Karol
8	78	23,31	3,3462	61,8519	77,31	32 Mecwel, Przemyslaw
9	68	20,86	3,2598	60,2553	75,32	75 Baluszynski, Grzegorz
10	68	21,65	3,1409	58,0566	72,57	115 Redecker, Tomasz
11	68	23,17	2,9348	54,2480	67,81	72 Golkowski, Marcin
12	68	23,46	2,8986	53,5774	66,97	86 Miklaszewski, Robert
13	55	19,02	2,8917	53,4507	66,81	49 Mizuro, Maciej
14	72	24,94	2,8869	53,3626	66,70	15 Eschler, Ronald
15	55	19,40	2,8351	52,4037	65,50	8 Malcharek, Tomasz
16	62	23,94	2,5898	47,8706	59,84	102 Frangiosa, Fabio
17	51	20,35	2,5061	46,3241	57,91	127 Ciurzynski, Pawel
18	76	30,87	2,4619	45,5070	56,88	65 Skowron, Marcin
19	49	20,26	2,4186	44,7052	55,88	57 Kolakowski, Jan
20	68	28,15	2,4156	44,6510	55,81	80 Krzyzaniak, Roman
21	70	29,85	2,3451	43,3466	54,18	67 Jacek, Zdzislaw
22	48	20,50	2,3415	43,2801	54,10	139 Konik, Slawomir
23	68	29,35	2,3169	42,8254	53,53	124 Zaworski, Radoslaw
24	60	25,94	2,3130	42,7545	53,44	63 Sokolowski, Leszek
25	68	29,88	2,2758	42,0658	52,58	12 Spychala, Maciek
26	66	29,31	2,2518	41,6226	52,03	143 Kaletka, Grzegorz
27	58	26,93	2,1537	39,8100	49,76	81 Walkowski, Pawel
28	53	24,76	2,1405	39,5664	49,46	130 Gritsak, Denis
29	58	27,66	2,0969	38,7594	48,45	2 Ostrzycki, Jacek
30	70	33,83	2,0692	38,2470	47,81	125 Pilch, Janusz
31	62	30,47	2,0348	37,6115	47,01	114 Soltys, Maciej
32	55	28,82	1,9084	35,2752	44,09	3 Kopiec, Marian
33	46	25,06	1,8356	33,9295	42,41	1 Bajerowski, Tomasz
34	62	34,70	1,7867	33,0265	41,28	5 Bazala, Marcin
35	51	29,77	1,7131	31,6659	39,58	149 Ciepły, Przemyslaw
36	45	26,80	1,6791	31,0369	38,80	152 Kujawa, Pawel
37	49	32,52	1,5068	27,8514	34,81	141 Wrzesniowski, Marcin
38	40	27,65	1,4467	26,7403	33,43	119 Micinski, Bohdan
39	43	31,97	1,3450	24,8615	31,08	76 Baluszynski, Piotr
40	34	27,85	1,2208	22,5660	28,21	144 Nowicki, Grzegorz
41	68	57,37	1,1853	21,9091	27,39	150 Kekus, Krzysztof
42	29	24,86	1,1665	21,5624	26,95	142 Kaletka, Zbigniew
43	56	52,07	1,0755	19,8793	24,85	78 Szymiczek, Eugeniusz
44	46	48,41	0,9502	17,5640	21,96	151 Cnotliwy, Slawomir
45	30	32,45	0,9245	17,0886	21,36	70 Swiderski, Tomasz
46	20	29,99	0,6669	12,3269	15,41	132 Radaszewski, Zbigniew

PRODUCTION -- Overall Stage Results

Polish Open 2009

Printed wrzesień 13, 2009 at 16:31



Stage 6 -- 6

	PTS	TIME	HIT FACTOR	STAGE POINTS	STAGE PERCENT	COMPETITOR # Name
47	20	35,65	0,5610	10,3698	12,96	129 Swierczynski, Jaroslaw
48	18	35,63	0,5052	9,3381	11,67	131 Maltsev, Oleg
49	23	48,71	0,4722	8,7279	10,91	138 Wandzel, Zbigniew
50	18	44,90	0,4009	7,4102	9,26	128 Simkiewicz, Tomasz
51	5	25,75	0,1942	3,5892	4,49	82 Nizewicz, Witold
52	0	0,00	0,0000	0,0000	0,00	30 Dabrowski, Zbigniew
53	0	37,38	0,0000	0,0000	0,00	112 Wilczynski, Artur

OPEN -- Overall Stage Results

Polish Open 2009

Printed wrzesień 13, 2009 at 16:31




Stage 7 -- 7

	PTS	TIME	HIT FACTOR	STAGE POINTS	STAGE PERCENT	COMPETITOR # Name
1	44	6,74	6,5282	45,0000	100,00	135 Pedersen, Frants
2	43	12,01	3,5803	24,6800	54,84	117 Ejsmont, Jerzy
3	41	12,78	3,2081	22,1143	49,14	14 Pixken, Erwin
4	45	14,33	3,1403	21,6464	48,10	61 Wylon, Marek
5	32	10,46	3,0593	21,0881	46,86	62 Wylon, Marcin
6	22	8,06	2,7295	18,8151	41,81	24 Frost, Zbigniew
7	33	14,53	2,2712	15,6555	34,79	48 Kulis, Janusz

STANDARD -- Overall Stage Results**Polish Open 2009**

Printed wrzesień 13, 2009 at 16:31

**Stage 7 -- 7**

	PTS	TIME	HIT FACTOR	STAGE POINTS	STAGE PERCENT	COMPETITOR # Name
1	44	8,29	5,3076	45,0000	100,00	77 Widla, Radoslaw
2	43	8,11	5,3021	44,9533	99,90	147 Siuniakou, Andrei
3	44	8,85	4,9718	42,1525	93,67	13 Braun, Juergen
4	43	8,79	4,8919	41,4757	92,17	20 Michalowski, Krzysztof
5	45	9,25	4,8649	41,2463	91,66	16 Madajewski, Leszek
6	45	9,30	4,8387	41,0246	91,17	133 Galazka, Marcin
7	45	9,31	4,8335	40,9805	91,07	118 Velicko, Laurius
8	44	9,52	4,6218	39,1859	87,08	98 Antonelli, Andrea
9	43	10,02	4,2914	36,3844	80,85	120 Buszkiewicz, Lechoslaw
10	39	9,54	4,0881	34,6602	77,02	21 Sioda, Wieslaw
11	44	10,90	4,0367	34,2248	76,06	28 Bielinski, Jaroslaw
12	41	10,86	3,7753	32,0087	71,13	71 Czauderna, Slawomir
13	43	11,51	3,7359	31,6743	70,39	44 Lewandowski, Jaroslaw
14	41	11,59	3,5375	29,9926	66,65	22 Amer, Andrzej
15	37	10,52	3,5171	29,8195	66,27	6 Maciakowski, Maciej
16	37	10,68	3,4644	29,3728	65,27	123 Lasocki, Przemyslaw
17	45	13,25	3,3962	28,7946	63,99	91 Fabian, Csaba
18	33	9,83	3,3571	28,4626	63,25	90 Grubiak, Stanislav
19	44	13,17	3,3409	28,3257	62,95	53 Sanecznik, Krzysztof
20	41	12,57	3,2617	27,6543	61,45	136 Birkjaer, Ulrik
21	44	13,63	3,2282	27,3698	60,82	7 Burzec, Wieslaw
22	39	12,23	3,1889	27,0366	60,08	104 Pytel, Grzegorz
23	30	9,44	3,1780	26,9441	59,88	66 Gaweda, Boguslaw
24	41	13,45	3,0483	25,8450	57,43	108 Bojanowski, Piotr
25	20	6,80	2,9412	24,9365	55,41	4 Zdzitowiecki, Andrzej
26	24	8,23	2,9162	24,7244	54,94	113 Swierczek, Zbigniew
27	45	15,55	2,8939	24,5356	54,52	96 Krukowski, Wojciech
28	41	14,31	2,8651	24,2917	53,98	64 Laskowska, Jadwiga
29	41	14,48	2,8315	24,0065	53,35	87 Szabo, Alexander
30	41	15,11	2,7134	23,0056	51,12	74 Baluszynska, Agnieszka
31	45	16,81	2,6770	22,6965	50,44	34 Taczalski, Marek
32	39	15,19	2,5675	21,7681	48,37	134 Pawlik, Celina
33	32	13,17	2,4298	20,6005	45,78	73 Koput, Jurand
34	39	16,77	2,3256	19,7172	43,82	25 Bieranowski, Ryszard
35	39	16,86	2,3132	19,6120	43,58	140 Kuraszewicz, Radoslaw
36	43	20,49	2,0986	17,7927	39,54	39 Lozinska, Aniela
37	20	9,76	2,0492	17,3738	38,61	89 Rada, Radoslaw
38	43	21,57	1,9935	16,9018	37,56	85 Tomczak, Andrzej
39	28	14,91	1,8779	15,9219	35,38	103 Trocki, Sebastian
40	20	13,41	1,4914	12,6449	28,10	33 Ruszkiewicz, Pawel
41	31	32,96	0,9405	7,9742	17,72	116 Ejsmont, Anna
42	3	16,34	0,1836	1,5566	3,46	122 Debski, Jaroslaw
43	0	0,00	0,0000	0,0000	0,00	93 Hornyán, Jozsef
44	0	0,00	0,0000	0,0000	0,00	27 Cichacz, Włodzimierz
45	0	9,26	0,0000	0,0000	0,00	88 Schmidt, Roman

PRODUCTION -- Overall Stage Results**Polish Open 2009**

Printed wrzesień 13, 2009 at 16:31

**Stage 7 -- 7**

	PTS	TIME	HIT FACTOR	STAGE POINTS	STAGE PERCENT	COMPETITOR # Name
1	45	7,28	6,1813	45,0000	100,00	69 Ivaskevicius, Saulius
2	45	8,28	5,4348	39,5652	87,92	49 Mizuro, Maciej
3	37	7,00	5,2857	38,4800	85,51	132 Radaszewski, Zbigniew
4	41	7,76	5,2835	38,4639	85,48	121 Lewandowski, Przemyslaw
5	41	8,17	5,0184	36,5337	81,19	15 Eschler, Ronald
6	43	8,60	5,0000	36,4000	80,89	67 Jacek, Zdzislaw
7	39	7,96	4,8995	35,6683	79,26	50 Kwiecien, Stanislaw
8	39	8,14	4,7912	34,8796	77,51	115 Redeck, Tomasz
9	43	9,06	4,7461	34,5519	76,78	63 Sokolowski, Leszek
10	41	8,98	4,5657	33,2383	73,86	130 Gritsak, Denis
11	43	10,43	4,1227	30,0134	66,70	80 Krzyzaniak, Roman
12	43	10,47	4,1070	29,8988	66,44	12 Spychala, Maciek
13	41	10,15	4,0394	29,4069	65,35	75 Baluszynski, Grzegorz
14	39	9,77	3,9918	29,0604	64,58	139 Konik, Slawomir
15	43	11,13	3,8634	28,1258	62,50	32 Mecwel, Przemyslaw
16	45	11,81	3,8103	27,7392	61,64	112 Wilczynski, Artur
17	41	10,84	3,7823	27,5351	61,19	65 Skowron, Marcin
18	43	11,77	3,6534	26,5964	59,10	2 Ostrzycki, Jacek
19	43	11,87	3,6226	26,3724	58,61	57 Kolakowski, Jan
20	41	11,46	3,5777	26,0454	57,88	3 Kopiec, Marian
21	37	10,62	3,4840	25,3635	56,36	86 Miklaszewski, Robert
22	39	11,45	3,4061	24,7965	55,10	72 Golkowski, Marcin
23	43	12,95	3,3205	24,1730	53,72	131 Maltsev, Oleg
24	45	13,81	3,2585	23,7219	52,72	81 Walkowski, Pawel
25	45	13,99	3,2166	23,4167	52,04	149 Ciepły, Przemyslaw
26	41	12,95	3,1660	23,0486	51,22	143 Kaletka, Grzegorz
27	41	13,45	3,0483	22,1918	49,32	114 Soltys, Maciej
28	41	13,89	2,9518	21,4888	47,75	124 Zaworski, Radoslaw
29	43	14,67	2,9312	21,3388	47,42	59 Kopiec, Karol
30	39	13,60	2,8676	20,8765	46,39	129 Swierczynski, Jaroslaw
31	22	7,73	2,8461	20,7193	46,04	17 Borkowski, Lukasz
32	39	14,76	2,6423	19,2358	42,75	1 Bajerowski, Tomasz
33	45	17,11	2,6300	19,1467	42,55	82 Nizewicz, Witold
34	45	17,53	2,5670	18,6880	41,53	125 Pilch, Janusz
35	41	16,34	2,5092	18,2668	40,59	78 Szymiczek, Eugeniusz
36	41	16,53	2,4803	18,0569	40,13	5 Bazala, Marcin
37	39	16,04	2,4314	17,7007	39,33	127 Ciurzynski, Pawel
38	43	17,76	2,4212	17,6261	39,17	92 Babcsany, Zsolt
39	41	17,61	2,3282	16,9495	37,67	152 Kujawa, Pawel
40	45	22,20	2,0270	14,7568	32,79	151 Cnotliwy, Slawomir
41	41	20,89	1,9627	14,2882	31,75	150 Kekus, Krzysztof
42	28	15,36	1,8229	13,2708	29,49	144 Nowicki, Grzegorz
43	28	15,95	1,7555	12,7799	28,40	142 Kaletka, Zbigniew
44	20	12,01	1,6653	12,1232	26,94	107 Korner, Stanislaw
45	37	26,85	1,3780	10,0320	22,29	102 Frangiosa, Fabio
46	16	15,83	1,0107	7,3582	16,35	70 Swiderski, Tomasz

PRODUCTION -- Overall Stage Results

Polish Open 2009

Printed wrzesień 13, 2009 at 16:31



Stage 7 -- 7

	PTS	TIME	HIT FACTOR	STAGE POINTS	STAGE PERCENT	COMPETITOR # Name
47	13	13,24	0,9819	7,1480	15,88	128 Simkiewicz, Tomasz
48	18	21,89	0,8223	5,9863	13,30	76 Baluszynski, Piotr
49	12	53,82	0,2230	1,6232	3,61	138 Wandzel, Zbigniew
50	0	11,82	0,0000	0,0000	0,00	8 Malcharek, Tomasz
51	0	0,00	0,0000	0,0000	0,00	30 Dabrowski, Zbigniew
52	0	9,88	0,0000	0,0000	0,00	119 Micinski, Bohdan
53	0	23,36	0,0000	0,0000	0,00	141 Wrzesniowski, Marcin

OPEN -- Overall Stage Results

Polish Open 2009

Printed wrzesień 13, 2009 at 16:31



Stage 8 -- 8

	PTS	TIME	HIT FACTOR	STAGE POINTS	STAGE PERCENT	COMPETITOR # Name
1	41	4,20	9,7619	45,0000	100,00	61 Wylon, Marek
2	42	4,60	9,1304	42,0891	93,53	14 Pixken, Erwin
3	39	4,36	8,9450	41,2341	91,63	62 Wylon, Marcin
4	39	4,58	8,5153	39,2534	87,23	24 Frost, Zbigniew
5	29	3,49	8,3095	38,3046	85,12	135 Pedersen, Frants
6	37	5,65	6,5487	30,1878	67,08	48 Kulis, Janusz
7	44	7,20	6,1111	28,1707	62,60	117 Ejsmont, Jerzy

STANDARD -- Overall Stage Results**Polish Open 2009**

Printed wrzesień 13, 2009 at 16:31

**Stage 8 -- 8**

	PTS	TIME	HIT FACTOR	STAGE POINTS	STAGE PERCENT	COMPETITOR # Name
1	42	3,63	11,5702	45,0000	100,00	21 Sioda, Wieslaw
2	43	4,13	10,4116	40,4938	89,99	98 Antonelli, Andrea
3	43	4,44	9,6847	37,6665	83,70	118 Velicko, Laurius
4	43	4,48	9,5982	37,3302	82,96	136 Birkjaer, Ulrik
5	39	4,24	9,1981	35,7741	79,50	77 Widla, Radoslaw
6	40	4,45	8,9888	34,9599	77,69	13 Braun, Juergen
7	42	4,68	8,9744	34,9038	77,56	7 Burzec, Wieslaw
8	39	4,44	8,7838	34,1626	75,92	66 Gaweda, Boguslaw
9	41	4,72	8,6864	33,7840	75,08	4 Zdzitowiecki, Andrzej
10	41	5,08	8,0709	31,3899	69,76	16 Madajewski, Leszek
11	43	5,37	8,0074	31,1433	69,21	34 Taczalski, Marek
12	36	4,66	7,7253	30,0460	66,77	113 Swierczek, Zbigniew
13	39	5,05	7,7228	30,0361	66,75	71 Czauderna, Slawomir
14	39	5,09	7,6621	29,8000	66,22	103 Trocki, Sebastian
15	35	4,64	7,5431	29,3373	65,19	120 Buszkiewicz, Lechoslaw
16	34	4,62	7,3593	28,6224	63,61	91 Fabian, Csaba
17	38	5,21	7,2937	28,3672	63,04	53 Saneczniczek, Krzysztof
18	39	5,66	6,8905	26,7990	59,55	73 Koput, Jurand
19	41	5,98	6,8562	26,6657	59,26	108 Bojanowski, Piotr
20	39	5,69	6,8541	26,6577	59,24	147 Siuniakou, Andrei
21	40	5,84	6,8493	26,6389	59,20	28 Bielinski, Jaroslaw
22	41	6,28	6,5287	25,3918	56,43	116 Ejsmont, Anna
23	43	6,61	6,5053	25,3010	56,22	6 Maciakowski, Maciej
24	33	5,27	6,2619	24,3542	54,12	89 Rada, Radoslav
25	37	5,95	6,2185	24,1855	53,75	90 Grubiak, Stanislav
26	39	6,41	6,0842	23,6634	52,59	20 Michalowski, Krzysztof
27	35	5,90	5,9322	23,0720	51,27	74 Baluszynska, Agnieszka
28	31	5,32	5,8271	22,6631	50,36	39 Lozinska, Aniela
29	35	6,41	5,4602	21,2363	47,19	44 Lewandowski, Jaroslaw
30	38	6,98	5,4441	21,1738	47,05	33 Ruskiewicz, Pawel
31	26	5,09	5,1081	19,8667	44,15	87 Szabo, Alexander
32	41	8,05	5,0932	19,8088	44,02	96 Krukowski, Wojciech
33	35	7,46	4,6917	18,2473	40,55	122 Debski, Jaroslaw
34	24	5,24	4,5802	17,8135	39,59	22 Amer, Andrzej
35	29	6,49	4,4684	17,3789	38,62	85 Tomczak, Andrzej
36	22	5,09	4,3222	16,8103	37,36	133 Galazka, Marcin
37	20	4,65	4,3011	16,7281	37,17	123 Lasocki, Przemyslaw
38	33	8,45	3,9053	15,1889	33,75	134 Pawlik, Celina
39	20	5,55	3,6036	14,0154	31,15	88 Schmidt, Roman
40	35	12,35	2,8340	11,0223	24,49	140 Kuraszewicz, Radoslaw
41	20	7,06	2,8329	11,0178	24,48	104 Pytel, Grzegorz
42	18	7,84	2,2959	8,9295	19,84	64 Laskowska, Jadwiga
43	10	4,95	2,0202	7,8571	17,46	25 Bieranowski, Ryszard
44	0	0,00	0,0000	0,0000	0,00	93 Hornyman, Jozsef
45	0	0,00	0,0000	0,0000	0,00	27 Cichacz, Wlodzimierz

PRODUCTION -- Overall Stage Results**Polish Open 2009**

Printed wrzesień 13, 2009 at 16:31

**Stage 8 -- 8**

	PTS	TIME	HIT FACTOR	STAGE POINTS	STAGE PERCENT	COMPETITOR # Name
1	37	3,63	10,1928	45,0000	100,00	65 Skowron, Marcin
2	41	4,20	9,7619	43,0975	95,77	50 Kwiecien, Stanislaw
3	39	4,18	9,3301	41,1913	91,54	127 Ciurzynski, Pawel
4	43	4,64	9,2672	40,9136	90,92	69 Ivaskevicius, Saulius
5	37	4,32	8,5648	37,8125	84,03	32 Mecwel, Przemyslaw
6	33	3,94	8,3756	36,9773	82,17	92 Babcsany, Zsolt
7	39	4,89	7,9755	35,2106	78,25	139 Konik, Slawomir
8	37	4,64	7,9741	35,2047	78,23	115 Redecker, Tomasz
9	35	4,40	7,9545	35,1182	78,04	2 Ostrzycki, Jacek
10	45	5,71	7,8809	34,7932	77,32	149 Ciepły, Przemyslaw
11	39	5,03	7,7535	34,2306	76,07	49 Mizuro, Maciej
12	33	4,53	7,2848	32,1613	71,47	152 Kujawa, Pawel
13	39	5,43	7,1823	31,7090	70,46	86 Miklaszewski, Robert
14	43	6,01	7,1547	31,5872	70,19	142 Kaletka, Zbigniew
15	39	5,53	7,0524	31,1356	69,19	129 Swierczynski, Jaroslaw
16	39	5,64	6,9149	30,5283	67,84	59 Kopiec, Karol
17	39	5,64	6,9149	30,5283	67,84	12 Spychala, Maciek
18	43	6,30	6,8254	30,1332	66,96	1 Bajerowski, Tomasz
19	29	4,28	6,7757	29,9138	66,48	121 Lewandowski, Przemyslaw
20	45	6,78	6,6372	29,3022	65,12	72 Golkowski, Marcin
21	39	6,24	6,2500	27,5929	61,32	112 Wilczynski, Artur
22	43	6,97	6,1693	27,2366	60,53	130 Gritsak, Denis
23	22	3,64	6,0440	26,6832	59,30	8 Malcharek, Tomasz
24	35	5,91	5,9222	26,1456	58,10	107 Korner, Stanislaw
25	35	6,07	5,7661	25,4564	56,57	15 Eschler, Ronald
26	39	6,77	5,7607	25,4328	56,52	81 Walkowski, Pawel
27	25	4,50	5,5556	24,5270	54,50	17 Borkowski, Lukasz
28	31	5,58	5,5556	24,5270	54,50	131 Maltsev, Oleg
29	37	6,72	5,5060	24,3080	54,02	78 Szymiczek, Eugeniusz
30	33	6,39	5,1643	22,7998	50,67	76 Baluszynski, Piotr
31	39	7,59	5,1383	22,6851	50,41	114 Soltys, Maciej
32	37	7,35	5,0340	22,2245	49,39	70 Swiderski, Tomasz
33	43	8,79	4,8919	21,5972	47,99	125 Pilch, Janusz
34	22	4,84	4,5455	20,0676	44,59	75 Baluszynski, Grzegorz
35	28	6,69	4,1854	18,4778	41,06	80 Krzyzaniak, Roman
36	16	3,84	4,1667	18,3953	40,88	63 Sokolowski, Leszek
37	22	5,33	4,1276	18,2227	40,49	5 Bazala, Marcin
38	39	9,47	4,1183	18,1816	40,40	141 Wrzesniowski, Marcin
39	31	8,82	3,5147	15,5171	34,48	143 Kaletka, Grzegorz
40	27	7,99	3,3792	14,9188	33,15	102 Frangiosa, Fabio
41	16	5,19	3,0829	13,6104	30,25	128 Simkiewicz, Tomasz
42	22	7,21	3,0513	13,4712	29,94	67 Jacek, Zdzislaw
43	26	9,35	2,7807	12,2766	27,28	124 Zaworski, Radoslaw
44	35	12,77	2,7408	12,1003	26,89	150 Kekus, Krzysztof
45	39	14,60	2,6712	11,7931	26,21	132 Radaszewski, Zbigniew
46	21	8,55	2,4561	10,8435	24,10	3 Kopiec, Marian

PRODUCTION -- Overall Stage Results

Polish Open 2009

Printed wrzesień 13, 2009 at 16:31



Stage 8 -- 8

	PTS	TIME	HIT FACTOR	STAGE POINTS	STAGE PERCENT	COMPETITOR # Name
47	24	10,65	2,2535	9,9490	22,11	144 Nowicki, Grzegorz
48	14	6,23	2,2472	9,9210	22,05	119 Micinski, Bohdan
49	29	13,88	2,0893	9,2241	20,50	138 Wandzel, Zbigniew
50	22	11,70	1,8803	8,3015	18,45	151 Cnotliwy, Slawomir
51	5	6,99	0,7153	3,1580	7,02	82 Nizewicz, Witold
52	0	4,55	0,0000	0,0000	0,00	57 Kolakowski, Jan
53	0	0,00	0,0000	0,0000	0,00	30 Dabrowski, Zbigniew

OPEN -- Overall Stage Results

Polish Open 2009

Printed wrzesień 13, 2009 at 16:31



Stage 9 -- 9

	PTS	TIME	HIT FACTOR	STAGE POINTS	STAGE PERCENT	COMPETITOR # Name
1	88	13,47	6,5330	95,0000	100,00	135 Pedersen, Frants
2	89	21,89	4,0658	59,1225	62,23	117 Ejsmont, Jerzy
3	92	24,65	3,7323	54,2724	57,13	61 Wylon, Marek
4	89	24,83	3,5844	52,1221	54,87	24 Frost, Zbigniew
5	41	15,32	2,6762	38,9165	40,96	14 Pixken, Erwin
6	52	21,47	2,4220	35,2192	37,07	48 Kulis, Janusz
7	0	11,77	0,0000	0,0000	0,00	62 Wylon, Marcin

STANDARD -- Overall Stage Results**Polish Open 2009**

Printed wrzesień 13, 2009 at 16:31

**Stage 9 -- 9**

	PTS	TIME	HIT FACTOR	STAGE POINTS	STAGE PERCENT	COMPETITOR # Name
1	89	15,38	5,7867	95,0000	100,00	98 Antonelli, Andrea
2	90	15,60	5,7692	94,7126	99,70	21 Sioda, Wieslaw
3	89	16,15	5,5108	90,4706	95,23	136 Birkjaer, Ulrik
4	91	16,83	5,4070	88,7661	93,44	20 Michalowski, Krzysztof
5	93	17,31	5,3726	88,2015	92,84	118 Velicko, Laurius
6	88	17,05	5,1613	84,7321	89,19	113 Swierczek, Zbigniew
7	89	17,67	5,0368	82,6882	87,04	77 Widla, Radoslaw
8	89	19,45	4,5758	75,1208	79,07	13 Braun, Juergen
9	81	17,78	4,5557	74,7899	78,73	71 Czauderna, Slawomir
10	93	20,45	4,5477	74,6586	78,59	91 Fabian, Csaba
11	88	19,97	4,4066	72,3427	76,15	7 Burzec, Wieslaw
12	72	16,48	4,3689	71,7241	75,50	4 Zdzitowiecki, Andrzej
13	85	19,66	4,3235	70,9783	74,71	90 Grubiak, Stanislav
14	73	16,91	4,3170	70,8711	74,60	66 Gaweda, Boguslaw
15	95	22,57	4,2091	69,1006	72,74	6 Maciakowski, Maciej
16	95	22,77	4,1722	68,4937	72,10	64 Laskowska, Jadwiga
17	83	20,05	4,1397	67,9600	71,54	89 Rada, Radoslaw
18	89	22,18	4,0126	65,8747	69,34	22 Amer, Andrzej
19	79	20,64	3,8275	62,8358	66,14	87 Szabo, Alexander
20	89	23,36	3,8099	62,5471	65,84	108 Bojanowski, Piotr
21	93	24,53	3,7913	62,2408	65,52	103 Trocki, Sebastian
22	93	25,32	3,6730	60,2989	63,47	39 Lozinska, Aniela
23	89	24,39	3,6490	59,9057	63,06	34 Taczalski, Marek
24	83	22,86	3,6308	59,6062	62,74	133 Galazka, Marcin
25	88	24,50	3,5918	58,9667	62,07	73 Koput, Jurand
26	70	19,73	3,5479	58,2453	61,31	16 Madajewski, Leszek
27	72	20,56	3,5019	57,4909	60,52	120 Buszkiewicz, Lechoslaw
28	85	24,72	3,4385	56,4495	59,42	96 Krukowski, Wojciech
29	93	27,42	3,3917	55,6808	58,61	147 Siuniakou, Andrei
30	90	26,59	3,3847	55,5666	58,49	33 Ruzkiewicz, Pawel
31	67	19,84	3,3770	55,4400	58,36	28 Bielinski, Jaroslaw
32	85	25,75	3,3010	54,1916	57,04	44 Lewandowski, Jaroslaw
33	89	26,99	3,2975	54,1349	56,98	123 Lasocki, Przemyslaw
34	81	24,67	3,2833	53,9021	56,74	104 Pytel, Grzegorz
35	83	26,52	3,1297	51,3801	54,08	122 Debski, Jaroslaw
36	68	24,08	2,8239	46,3599	48,80	85 Tomczak, Andrzej
37	85	30,63	2,7751	45,5577	47,96	74 Baluszynska, Agnieszka
38	76	28,77	2,6416	43,3674	45,65	53 Sanecznik, Krzysztof
39	81	30,81	2,6290	43,1602	45,43	116 Ejsmont, Anna
40	89	34,87	2,5523	41,9013	44,11	140 Kuraszewicz, Radoslaw
41	64	33,20	1,9277	31,6469	33,31	134 Pawlik, Celina
42	44	24,30	1,8107	29,7260	31,29	25 Bieranowski, Ryszard
43	29	30,71	0,9443	15,5027	16,32	88 Schmidt, Roman
44	0	0,00	0,0000	0,0000	0,00	93 Hornyán, Jozsef
45	0	0,00	0,0000	0,0000	0,00	27 Cichacz, Wlodzimierz

PRODUCTION -- Overall Stage Results**Polish Open 2009**

Printed wrzesień 13, 2009 at 16:31

**Stage 9 -- 9**

	PTS	TIME	HIT FACTOR	STAGE POINTS	STAGE PERCENT	COMPETITOR # Name
1	91	16,55	5,4985	95,0000	100,00	50 Kwiecien, Stanislaw
2	91	17,37	5,2389	90,5153	95,28	59 Kopiec, Karol
3	83	17,04	4,8709	84,1567	88,59	49 Mizuro, Maciej
4	83	18,20	4,5604	78,7929	82,94	92 Babcsany, Zsolt
5	81	17,92	4,5201	78,0957	82,21	32 Mecwel, Przemyslaw
6	91	20,40	4,4608	77,0711	81,13	17 Borkowski, Lukasz
7	87	19,59	4,4410	76,7300	80,77	12 Spychala, Maciek
8	85	19,29	4,4064	76,1320	80,14	69 Ivaskevicius, Saulius
9	81	18,51	4,3760	75,6064	79,59	86 Miklaszewski, Robert
10	85	19,61	4,3345	74,8896	78,83	2 Ostrzycki, Jacek
11	85	19,71	4,3125	74,5097	78,43	121 Lewandowski, Przemyslaw
12	89	20,84	4,2706	73,7858	77,67	127 Ciurzynski, Pawel
13	85	20,45	4,1565	71,8135	75,59	75 Baluszynski, Grzegorz
14	87	21,19	4,1057	70,9363	74,67	130 Gritsak, Denis
15	74	18,08	4,0929	70,7153	74,44	63 Sokolowski, Leszek
16	85	20,80	4,0865	70,6051	74,32	80 Krzyzaniak, Roman
17	81	20,68	3,9168	67,6729	71,23	72 Golkowski, Marcin
18	85	22,01	3,8619	66,7235	70,24	131 Maltsev, Oleg
19	89	23,25	3,8280	66,1374	69,62	107 Korner, Stanislaw
20	87	22,85	3,8074	65,7829	69,25	67 Jacek, Zdzislaw
21	75	20,45	3,6675	63,3648	66,70	57 Kolakowski, Jan
22	81	22,34	3,6258	62,6444	65,94	129 Swierczynski, Jaroslaw
23	81	22,53	3,5952	62,1161	65,39	142 Kaletka, Zbigniew
24	81	23,00	3,5217	60,8468	64,05	1 Bajerowski, Tomasz
25	60	17,04	3,5211	60,8362	64,04	139 Konik, Slawomir
26	71	20,23	3,5096	60,6377	63,83	65 Skowron, Marcin
27	83	24,57	3,3781	58,3651	61,44	128 Simkiewicz, Tomasz
28	83	24,89	3,3347	57,6147	60,65	81 Walkowski, Pawel
29	79	23,96	3,2972	56,9666	59,96	114 Soltys, Maciej
30	79	24,25	3,2577	56,2854	59,25	149 Ciepły, Przemyslaw
31	93	28,98	3,2091	55,4453	58,36	125 Pilch, Janusz
32	89	28,81	3,0892	53,3737	56,18	143 Kaletka, Grzegorz
33	70	22,68	3,0864	53,3255	56,13	8 Malcharek, Tomasz
34	91	29,64	3,0702	53,0449	55,84	132 Radaszewski, Zbigniew
35	68	22,65	3,0022	51,8706	54,60	3 Kopiec, Marian
36	77	25,69	2,9973	51,7853	54,51	70 Swiderski, Tomasz
37	60	20,21	2,9688	51,2938	53,99	115 Redecker, Tomasz
38	66	22,25	2,9663	51,2500	53,95	119 Micinski, Bohdan
39	85	29,74	2,8581	49,3808	51,98	144 Nowicki, Grzegorz
40	79	27,97	2,8245	48,7994	51,37	78 Szymiczek, Eugeniusz
41	79	29,02	2,7223	47,0338	49,51	15 Eschler, Ronald
42	75	28,58	2,6242	45,3398	47,73	124 Zaworski, Radoslaw
43	85	32,64	2,6042	44,9934	47,36	76 Baluszynski, Piotr
44	77	29,82	2,5822	44,6132	46,96	102 Frangiosa, Fabio
45	85	33,33	2,5503	44,0620	46,38	5 Bazala, Marcin
46	79	31,66	2,4953	43,1118	45,38	152 Kujawa, Pawel

PRODUCTION -- Overall Stage Results

Polish Open 2009

Printed wrzesień 13, 2009 at 16:31



Stage 9 -- 9

	PTS	TIME	HIT FACTOR	STAGE POINTS	STAGE PERCENT	COMPETITOR # Name
47	64	26,78	2,3898	41,2905	43,46	112 Wilczynski, Artur
48	58	26,64	2,1772	37,6161	39,60	82 Nizewicz, Witold
49	83	38,41	2,1609	37,3348	39,30	151 Cnotliwy, Slawomir
50	66	33,50	1,9701	34,0392	35,83	150 Kekus, Krzysztof
51	57	31,72	1,7970	31,0472	32,68	141 Wrzesniowski, Marcin
52	37	58,50	0,6325	10,9276	11,50	138 Wandzel, Zbigniew
53	0	0,00	0,0000	0,0000	0,00	30 Dabrowski, Zbigniew

OPEN -- Overall Stage Results

Polish Open 2009

Printed wrzesień 13, 2009 at 16:31




Stage 10 -- 10

	PTS	TIME	HIT FACTOR	STAGE POINTS	STAGE PERCENT	COMPETITOR # Name
1	149	35,85	4,1562	160,0000	100,00	135 Pedersen, Frants
2	141	37,35	3,7751	145,3287	90,83	14 Pixken, Erwin
3	139	40,45	3,4363	132,2876	82,68	62 Wylon, Marcin
4	146	45,55	3,2053	123,3921	77,12	24 Frost, Zbigniew
5	154	52,58	2,9289	112,7517	70,47	61 Wylon, Marek
6	149	53,89	2,7649	106,4390	66,52	117 Ejsmont, Jerzy
7	128	53,83	2,3779	91,5395	57,21	48 Kulis, Janusz

STANDARD -- Overall Stage Results**Polish Open 2009**

Printed wrzesień 13, 2009 at 16:31

**Stage 10 -- 10**

	PTS	TIME	HIT FACTOR	STAGE POINTS	STAGE PERCENT	COMPETITOR # Name
1	144	38,65	3,7257	160,0000	100,00	136 Birkjaer, Ulrik
2	151	40,84	3,6974	158,7809	99,24	98 Antonelli, Andrea
3	151	42,37	3,5638	153,0472	95,65	118 Velicko, Laurius
4	138	39,85	3,4630	148,7160	92,95	113 Swierczek, Zbigniew
5	147	42,97	3,4210	146,9126	91,82	91 Fabian, Csaba
6	140	41,65	3,3613	144,3511	90,22	4 Zdzitowiecki, Andrzej
7	153	46,15	3,3153	142,3727	88,98	20 Michalowski, Krzysztof
8	134	40,53	3,3062	141,9826	88,74	66 Gaweda, Boguslaw
9	135	41,06	3,2879	141,1958	88,25	71 Czauderna, Slawomir
10	147	44,97	3,2688	140,3788	87,74	21 Sioda, Wieslaw
11	132	40,45	3,2633	140,1401	87,59	108 Bojanowski, Piotr
12	140	43,23	3,2385	139,0752	86,92	87 Szabo, Alexander
13	152	47,64	3,1906	137,0184	85,64	90 Grubiak, Stanislav
14	140	44,16	3,1703	136,1463	85,09	89 Rada, Radoslaw
15	142	44,85	3,1661	135,9668	84,98	28 Bielinski, Jaroslaw
16	148	47,02	3,1476	135,1718	84,48	7 Burzec, Wieslaw
17	146	47,33	3,0847	132,4718	82,79	77 Widla, Radoslaw
18	130	42,41	3,0653	131,6382	82,27	16 Madajewski, Leszek
19	148	48,30	3,0642	131,5896	82,24	120 Buszkiewicz, Lechoslaw
20	136	44,58	3,0507	131,0104	81,88	133 Galazka, Marcin
21	156	51,81	3,0110	129,3058	80,82	34 Taczalski, Marek
22	148	50,11	2,9535	126,8365	79,27	22 Amer, Andrzej
23	138	47,09	2,9306	125,8512	78,66	103 Trocki, Sebastian
24	144	51,82	2,7788	119,3362	74,59	6 Maciakowski, Maciej
25	145	52,88	2,7421	117,7561	73,60	73 Koput, Jurand
26	114	41,98	2,7156	116,6190	72,89	147 Siuniakou, Andrei
27	132	48,73	2,7088	116,3281	72,71	96 Krukowski, Wojciech
28	151	56,16	2,6887	115,4667	72,17	53 Sanecznicz, Krzysztof
29	130	51,42	2,5282	108,5721	67,86	85 Tomczak, Andrzej
30	140	55,63	2,5166	108,0752	67,55	74 Baluszynska, Agnieszka
31	134	54,02	2,4806	106,5264	66,58	13 Braun, Juergen
32	138	56,59	2,4386	104,7240	65,45	104 Pytel, Grzegorz
33	137	56,75	2,4141	103,6720	64,80	39 Lozinska, Aniela
34	126	52,96	2,3792	102,1714	63,86	88 Schmidt, Roman
35	134	58,64	2,2851	98,1336	61,33	64 Laskowska, Jadwiga
36	126	57,50	2,1913	94,1044	58,82	123 Lasocki, Przemyslaw
37	148	74,79	1,9789	84,9817	53,11	140 Kuraszewicz, Radoslaw
38	100	50,57	1,9775	84,9208	53,08	44 Lewandowski, Jaroslaw
39	119	60,96	1,9521	83,8318	52,39	33 Ruskiewicz, Pawel
40	124	64,67	1,9174	82,3428	51,46	134 Pawlik, Celina
41	124	77,19	1,6064	68,9871	43,12	116 Ejsmont, Anna
42	85	54,50	1,5596	66,9776	41,86	25 Bieranowski, Ryszard
43	92	64,16	1,4339	61,5787	38,49	122 Debski, Jaroslaw
44	0	0,00	0,0000	0,0000	0,00	27 Cichacz, Wlodzimierz
45	0	0,00	0,0000	0,0000	0,00	93 Hornyán, Jozsef

PRODUCTION -- Overall Stage Results**Polish Open 2009**

Printed wrzesień 13, 2009 at 16:31

**Stage 10 -- 10**

	PTS	TIME	HIT FACTOR	STAGE POINTS	STAGE PERCENT	COMPETITOR # Name
1	144	36,99	3,8929	160,0000	100,00	59 Kopiec, Karol
2	146	37,65	3,8778	159,3785	99,61	50 Kwiecien, Stanislaw
3	148	38,96	3,7988	156,1294	97,58	69 Ivaskevicius, Saulius
4	154	40,60	3,7931	155,8965	97,44	92 Babcsany, Zsolt
5	146	40,54	3,6014	148,0168	92,51	115 Redecker, Tomasz
6	142	40,70	3,4889	143,3956	89,62	17 Borkowski, Lukasz
7	132	38,05	3,4691	142,5808	89,11	121 Lewandowski, Przemyslaw
8	124	35,95	3,4492	141,7635	88,60	8 Malcharek, Tomasz
9	138	40,61	3,3982	139,6651	87,29	65 Skowron, Marcin
10	148	44,41	3,3326	136,9691	85,61	2 Ostrzycki, Jacek
11	130	39,35	3,3037	135,7814	84,86	63 Sokolowski, Leszek
12	142	43,57	3,2591	133,9500	83,72	49 Mizuro, Maciej
13	140	44,13	3,1724	130,3875	81,49	75 Baluszynski, Grzegorz
14	142	45,52	3,1195	128,2118	80,13	32 Mecwel, Przemyslaw
15	124	41,24	3,0068	123,5790	77,24	86 Miklaszewski, Robert
16	144	48,12	2,9925	122,9925	76,87	67 Jacek, Zdzislaw
17	148	49,77	2,9737	122,2182	76,39	72 Golkowski, Marcin
18	140	47,52	2,9461	121,0859	75,68	129 Swierczynski, Jaroslaw
19	125	43,07	2,9023	119,2826	74,55	127 Ciurzynski, Pawel
20	150	51,74	2,8991	119,1535	74,47	124 Zaworski, Radoslaw
21	132	45,58	2,8960	119,0259	74,39	57 Kolakowski, Jan
22	154	53,78	2,8635	117,6906	73,56	130 Gritsak, Denis
23	142	51,46	2,7594	113,4124	70,88	131 Maltsev, Oleg
24	138	50,11	2,7539	113,1870	70,74	12 Spychala, Maciek
25	138	50,46	2,7348	112,4019	70,25	119 Micinski, Bohdan
26	140	52,56	2,6636	109,4749	68,42	81 Walkowski, Pawel
27	138	52,03	2,6523	109,0102	68,13	143 Kaletka, Grzegorz
28	130	49,62	2,6199	107,6784	67,30	15 Eschler, Ronald
29	130	50,39	2,5799	106,0329	66,27	152 Kujawa, Pawel
30	152	59,94	2,5359	104,2242	65,14	132 Radaszewski, Zbigniew
31	144	57,10	2,5219	103,6497	64,78	3 Kopiec, Marian
32	144	57,40	2,5087	103,1080	64,44	142 Kaletka, Zbigniew
33	152	60,86	2,4975	102,6487	64,16	107 Korner, Stanislaw
34	144	59,21	2,4320	99,9561	62,47	5 Bazala, Marcin
35	123	50,72	2,4251	99,6707	62,29	80 Krzyzaniak, Roman
36	132	54,95	2,4022	98,7298	61,71	149 Cieply, Przemyslaw
37	109	46,12	2,3634	97,1357	60,71	114 Soltys, Maciej
38	146	63,36	2,3043	94,7064	59,19	150 Kekus, Krzysztof
39	138	61,32	2,2505	92,4951	57,81	78 Szymiczek, Eugeniusz
40	152	68,88	2,2067	90,6969	56,69	125 Pilch, Janusz
41	113	52,19	2,1652	88,9883	55,62	128 Simkiewicz, Tomasz
42	110	54,09	2,0336	83,5829	52,24	112 Wilczynski, Artur
43	148	73,21	2,0216	83,0870	51,93	141 Wrzesniowski, Marcin
44	130	65,30	1,9908	81,8224	51,14	102 Frangiosa, Fabio
45	102	51,37	1,9856	81,6079	51,00	82 Nizewicz, Witold
46	90	49,19	1,8296	75,1982	47,00	1 Bajerowski, Tomasz

PRODUCTION -- Overall Stage Results

Polish Open 2009

Printed wrzesień 13, 2009 at 16:31



Stage 10 -- 10

	PTS	TIME	HIT FACTOR	STAGE POINTS	STAGE PERCENT	COMPETITOR # Name
47	116	65,47	1,7718	72,8211	45,51	76 Baluszynski, Piotr
48	79	45,87	1,7223	70,7848	44,24	139 Konik, Slawomir
49	96	57,09	1,6816	69,1119	43,19	144 Nowicki, Grzegorz
50	128	76,22	1,6793	69,0213	43,14	70 Swiderski, Tomasz
51	117	75,05	1,5590	64,0733	40,05	151 Cnotliwy, Slawomir
52	41	72,76	0,5635	23,1597	14,47	138 Wandzel, Zbigniew
53	0	0,00	0,0000	0,0000	0,00	30 Dabrowski, Zbigniew

OPEN -- Overall Stage Results

Polish Open 2009

Printed wrzesień 13, 2009 at 16:31



Stage 11 -- 11

	PTS	TIME	HIT FACTOR	STAGE POINTS	STAGE PERCENT	COMPETITOR # Name
1	77	16,47	4,6752	80,0000	100,00	14 Pixken, Erwin
2	55	14,22	3,8678	66,1844	82,73	135 Pedersen, Frants
3	49	16,76	2,9236	50,0282	62,54	62 Wylon, Marcin
4	74	27,25	2,7156	46,4684	58,09	117 Ejsmont, Jerzy
5	66	25,35	2,6036	44,5511	55,69	24 Frost, Zbigniew
6	56	29,34	1,9087	32,6603	40,83	48 Kulis, Janusz
7	43	28,04	1,5335	26,2412	32,80	61 Wylon, Marek

STANDARD -- Overall Stage Results**Polish Open 2009**

Printed wrzesień 13, 2009 at 16:31

**Stage 11 -- 11**

	PTS	TIME	HIT FACTOR	STAGE POINTS	STAGE PERCENT	COMPETITOR # Name
1	72	16,70	4,3114	80,0000	100,00	136 Birkjaer, Ulrik
2	76	20,71	3,6697	68,0938	85,12	113 Swierczek, Zbigniew
3	73	21,38	3,4144	63,3562	79,20	118 Velicko, Laurius
4	74	21,96	3,3698	62,5278	78,16	91 Fabian, Csaba
5	67	20,07	3,3383	61,9443	77,43	21 Sioda, Wieslaw
6	64	19,51	3,2804	60,8691	76,09	89 Rada, Radoslav
7	71	21,65	3,2794	60,8519	76,06	20 Michalowski, Krzysztof
8	59	18,29	3,2258	59,8566	74,82	71 Czauderna, Slawomir
9	72	22,49	3,2014	59,4042	74,26	98 Antonelli, Andrea
10	70	23,75	2,9474	54,6901	68,36	133 Galazka, Marcin
11	64	21,90	2,9224	54,2263	67,78	66 Gaweda, Boguslaw
12	70	24,34	2,8759	53,3644	66,71	4 Zdzitowiecki, Andrzej
13	63	21,98	2,8662	53,1847	66,48	13 Braun, Juergen
14	68	24,60	2,7642	51,2918	64,11	87 Szabo, Alexander
15	70	25,88	2,7048	50,1889	62,74	39 Lozinska, Aniela
16	64	24,50	2,6122	48,4717	60,59	22 Amer, Andrzej
17	50	19,22	2,6015	48,2715	60,34	108 Bojanowski, Piotr
18	74	28,88	2,5623	47,5454	59,43	6 Maciakowski, Maciej
19	66	27,30	2,4176	44,8596	56,07	7 Burzec, Wieslaw
20	62	27,16	2,2828	42,3580	52,95	88 Schmidt, Roman
21	75	33,18	2,2604	41,9429	52,43	73 Koput, Jurand
22	56	26,14	2,1423	39,7518	49,69	53 Sanecznik, Krzysztof
23	59	28,89	2,0422	37,8947	47,37	147 Siuniakou, Andrei
24	70	34,76	2,0138	37,3673	46,71	64 Laskowska, Jadwiga
25	57	28,51	1,9993	37,0981	46,37	104 Pytel, Grzegorz
26	49	24,52	1,9984	37,0808	46,35	90 Grubiak, Stanislav
27	65	32,90	1,9757	36,6599	45,82	77 Widla, Radoslaw
28	68	34,45	1,9739	36,6264	45,78	44 Lewandowski, Jaroslaw
29	62	34,58	1,7929	33,2691	41,59	34 Taczalski, Marek
30	58	33,41	1,7360	32,2126	40,27	28 Bielinski, Jaroslaw
31	43	24,94	1,7241	31,9923	39,99	16 Madajewski, Leszek
32	45	26,91	1,6722	31,0294	38,79	74 Baluszynska, Agnieszka
33	45	28,23	1,5940	29,5785	36,97	123 Lasocki, Przemyslaw
34	57	35,87	1,5891	29,4861	36,86	85 Tomczak, Andrzej
35	41	27,08	1,5140	28,0937	35,12	96 Krukowski, Wojciech
36	48	31,73	1,5128	28,0702	35,09	33 Ruszkiewicz, Pawel
37	30	20,56	1,4591	27,0752	33,84	120 Buszkiewicz, Lechoslaw
38	70	49,02	1,4280	26,4971	33,12	116 Ejsmont, Anna
39	28	26,19	1,0691	19,8379	24,80	25 Bieranowski, Ryszard
40	31	32,66	0,9492	17,6124	22,02	122 Debski, Jaroslaw
41	19	27,22	0,6980	12,9521	16,19	103 Trocki, Sebastian
42	14	42,48	0,3296	6,1153	7,64	140 Kuraszewicz, Radoslaw
43	15	57,34	0,2616	4,8541	6,07	134 Pawlik, Celina
44	0	0,00	0,0000	0,0000	0,00	27 Cichacz, Wlodzimierz
45	0	0,00	0,0000	0,0000	0,00	93 Hornyán, Jozsef

PRODUCTION -- Overall Stage Results**Polish Open 2009**

Printed wrzesień 13, 2009 at 16:31

**Stage 11 -- 11**

	PTS	TIME	HIT FACTOR	STAGE POINTS	STAGE PERCENT	COMPETITOR # Name
1	74	20,29	3,6471	80,0000	100,00	115 Redecki, Tomasz
2	78	21,85	3,5698	78,3039	97,88	2 Ostrzycki, Jacek
3	72	21,49	3,3504	73,4914	91,86	59 Kopiec, Karol
4	66	20,85	3,1655	69,4350	86,79	65 Skowron, Marcin
5	72	23,21	3,1021	68,0452	85,06	72 Golkowski, Marcin
6	64	21,41	2,9893	65,5698	81,96	49 Mizuro, Maciej
7	68	23,11	2,9424	64,5430	80,68	57 Kolakowski, Jan
8	66	22,85	2,8884	63,3575	79,20	8 Malcharek, Tomasz
9	60	20,87	2,8749	63,0622	78,83	127 Ciurzynski, Pawel
10	72	25,67	2,8048	61,5243	76,91	15 Eschler, Ronald
11	76	28,22	2,6931	59,0741	73,84	67 Jacek, Zdzislaw
12	63	23,40	2,6923	59,0561	73,82	69 Ivaskevicius, Saulius
13	59	22,21	2,6565	58,2698	72,84	17 Borkowski, Lukasz
14	70	26,43	2,6485	58,0953	72,62	119 Micinski, Bohdan
15	72	28,03	2,5687	56,3443	70,43	86 Miklaszewski, Robert
16	62	24,19	2,5630	56,2207	70,28	50 Kwiecien, Stanislaw
17	72	28,62	2,5157	55,1827	68,98	5 Bazala, Marcin
18	70	28,46	2,4596	53,9515	67,44	130 Gritsak, Denis
19	62	27,10	2,2878	50,1837	62,73	114 Soltys, Maciej
20	51	22,99	2,2184	48,6599	60,82	12 Spychala, Maciej
21	68	30,90	2,2006	48,2715	60,34	112 Wilczynski, Artur
22	49	22,37	2,1904	48,0475	60,06	32 Mecwel, Przemyslaw
23	68	31,09	2,1872	47,9765	59,97	3 Kopiec, Marian
24	72	34,17	2,1071	46,2198	57,77	125 Pilch, Janusz
25	46	22,45	2,0490	44,9450	56,18	92 Babcsany, Zsolt
26	45	22,20	2,0270	44,4631	55,58	63 Sokolowski, Leszek
27	68	33,95	2,0029	43,9349	54,92	129 Swierczynski, Jaroslaw
28	53	26,87	1,9725	43,2662	54,08	152 Kujawa, Pawel
29	76	39,05	1,9462	42,6907	53,36	132 Radaszewski, Zbigniew
30	54	29,86	1,8084	39,6684	49,59	131 Maltsev, Oleg
31	42	23,45	1,7910	39,2868	49,11	121 Lewandowski, Przemyslaw
32	58	34,39	1,6865	36,9944	46,24	81 Walkowski, Pawel
33	42	27,68	1,5173	33,2831	41,60	149 Cieply, Przemyslaw
34	34	22,51	1,5104	33,1317	41,41	82 Nizewicz, Witold
35	46	31,50	1,4603	32,0323	40,04	1 Bajerowski, Tomasz
36	42	29,92	1,4037	30,7913	38,49	80 Krzyzaniak, Roman
37	60	42,79	1,4022	30,7574	38,45	102 Frangiosa, Fabio
38	60	43,30	1,3857	30,3951	37,99	128 Simkiewicz, Tomasz
39	58	42,28	1,3718	30,0908	37,61	124 Zaworski, Radoslaw
40	55	40,88	1,3454	29,5116	36,89	144 Nowicki, Grzegorz
41	52	39,38	1,3205	28,9646	36,21	70 Swiderski, Tomasz
42	46	36,37	1,2648	27,7431	34,68	143 Kaletka, Grzegorz
43	33	26,37	1,2514	27,4501	34,31	107 Korner, Stanislaw
44	36	29,35	1,2266	26,9051	33,63	75 Baluszynski, Grzegorz
45	51	46,03	1,1080	24,3035	30,38	76 Baluszynski, Piotr
46	46	49,32	0,9327	20,4586	25,57	142 Kaletka, Zbigniew

PRODUCTION -- Overall Stage Results

Polish Open 2009

Printed wrzesień 13, 2009 at 16:31



Stage 11 -- 11

	PTS	TIME	HIT FACTOR	STAGE POINTS	STAGE PERCENT	COMPETITOR # Name
47	43	49,81	0,8633	18,9362	23,67	151 Cnotliwy, Slawomir
48	52	60,59	0,8582	18,8253	23,53	150 Kekus, Krzysztof
49	34	48,91	0,6952	15,2483	19,06	141 Wrzesniowski, Marcin
50	19	40,70	0,4668	10,2400	12,80	78 Szymiczek, Eugeniusz
51	16	36,75	0,4354	9,5500	11,94	139 Konik, Slawomir
52	0	0,00	0,0000	0,0000	0,00	30 Dabrowski, Zbigniew
53	0	101,00	0,0000	0,0000	0,00	138 Wandzel, Zbigniew

OPEN -- Overall Stage Results

Polish Open 2009

Printed wrzesień 13, 2009 at 16:31




Stage 12 -- 12

	PTS	TIME	HIT FACTOR	STAGE POINTS	STAGE PERCENT	COMPETITOR # Name
1	81	9,13	8,8719	90,0000	100,00	135 Pedersen, Frants
2	81	10,91	7,4244	75,3162	83,68	14 Pixken, Erwin
3	79	12,76	6,1912	62,8065	69,79	61 Wylon, Marek
4	77	13,85	5,5596	56,3987	62,67	62 Wylon, Marcin
5	67	12,85	5,2140	52,8932	58,77	24 Frost, Zbigniew
6	80	21,53	3,7157	37,6942	41,88	117 Ejsmont, Jerzy
7	52	23,57	2,2062	22,3806	24,87	48 Kulis, Janusz

STANDARD -- Overall Stage Results**Polish Open 2009**

Printed wrzesień 13, 2009 at 16:31

**Stage 12 -- 12**

	PTS	TIME	HIT FACTOR	STAGE POINTS	STAGE PERCENT	COMPETITOR # Name
1	77	10,56	7,2917	90,0000	100,00	13 Braun, Juergen
2	76	12,16	6,2500	77,1429	85,71	21 Sioda, Wieslaw
3	76	12,21	6,2244	76,8270	85,36	136 Birkjaer, Ulrik
4	88	14,20	6,1972	76,4909	84,99	118 Velicko, Laurius
5	84	13,82	6,0781	75,0217	83,36	28 Bielinski, Jaroslaw
6	80	13,27	6,0286	74,4106	82,68	16 Madajewski, Leszek
7	76	12,97	5,8597	72,3251	80,36	87 Szabo, Alexander
8	84	14,64	5,7377	70,8197	78,69	20 Michalowski, Krzysztof
9	68	11,96	5,6856	70,1768	77,97	77 Widla, Radoslaw
10	75	13,45	5,5762	68,8263	76,47	34 Taczalski, Marek
11	56	10,28	5,4475	67,2374	74,71	66 Gaweda, Boguslaw
12	76	14,01	5,4247	66,9563	74,40	123 Lasocki, Przemyslaw
13	66	12,20	5,4098	66,7728	74,19	91 Fabian, Csaba
14	84	15,90	5,2830	65,2076	72,45	113 Swierczek, Zbigniew
15	55	10,51	5,2331	64,5915	71,77	98 Antonelli, Andrea
16	78	15,02	5,1931	64,0974	71,22	73 Koput, Jurand
17	68	13,21	5,1476	63,5363	70,60	7 Burzec, Wieslaw
18	62	12,11	5,1197	63,1922	70,21	89 Rada, Radoslaw
19	80	15,76	5,0761	62,6541	69,62	90 Grubiak, Stanislaw
20	68	14,15	4,8057	59,3155	65,91	22 Amer, Andrzej
21	84	17,76	4,7297	58,3784	64,86	147 Siuniakou, Andrei
22	62	13,16	4,7112	58,1502	64,61	96 Krukowski, Wojciech
23	57	12,11	4,7069	58,0960	64,55	108 Bojanowski, Piotr
24	62	15,09	4,1087	50,7129	56,35	85 Tomczak, Andrzej
25	66	16,34	4,0392	49,8549	55,39	44 Lewandowski, Jaroslaw
26	57	14,45	3,9446	48,6881	54,10	25 Bieranowski, Ryszard
27	58	14,85	3,9057	48,2078	53,56	53 Sanecznik, Krzysztof
28	74	19,68	3,7602	46,4112	51,57	6 Maciakowski, Maciej
29	44	12,18	3,6125	44,5883	49,54	133 Galazka, Marcin
30	68	20,26	3,3564	41,4272	46,03	74 Baluszynska, Agnieszka
31	58	17,48	3,3181	40,9546	45,51	64 Laskowska, Jadwiga
32	56	18,12	3,0905	38,1457	42,38	122 Debski, Jaroslaw
33	76	25,05	3,0339	37,4474	41,61	140 Kuraszewicz, Radoslaw
34	43	14,27	3,0133	37,1929	41,33	33 Ruszkiewicz, Pawel
35	56	19,05	2,9396	36,2835	40,31	104 Pytel, Grzegorz
36	53	18,05	2,9363	36,2422	40,27	39 Lozinska, Aniela
37	60	21,01	2,8558	35,2485	39,17	116 Ejsmont, Anna
38	40	15,22	2,6281	32,4385	36,04	4 Zdzitowiecki, Andrzej
39	64	27,82	2,3005	28,3948	31,55	120 Buszkiewicz, Lechoslaw
40	66	35,66	1,8508	22,8443	25,38	134 Pawlik, Celina
41	16	14,74	1,0855	13,3979	14,89	88 Schmidt, Roman
42	8	10,44	0,7663	9,4581	10,51	71 Czuderna, Slawomir
43	0	0,00	0,0000	0,0000	0,00	27 Cichacz, Wlodzimierz
44	0	0,00	0,0000	0,0000	0,00	103 Trocki, Sebastian
45	0	0,00	0,0000	0,0000	0,00	93 Hornyán, Jozsef

PRODUCTION -- Overall Stage Results**Polish Open 2009**

Printed wrzesień 13, 2009 at 16:31

**Stage 12 -- 12**

	PTS	TIME	HIT FACTOR	STAGE POINTS	STAGE PERCENT	COMPETITOR # Name
1	84	11,84	7,0946	90,0000	100,00	69 Ivaskevicius, Saulius
2	66	9,65	6,8394	86,7624	96,40	50 Kwiecien, Stanislaw
3	78	12,89	6,0512	76,7638	85,29	86 Miklaszewski, Robert
4	62	10,50	5,9048	74,9061	83,23	121 Lewandowski, Przemyslaw
5	68	11,54	5,8925	74,7512	83,06	67 Jacek, Zdzislaw
6	74	12,75	5,8039	73,6269	81,81	57 Kolakowski, Jan
7	66	11,60	5,6897	72,1773	80,20	92 Babcsany, Zsolt
8	64	11,40	5,6140	71,2180	79,13	65 Skowron, Marcin
9	66	11,95	5,5230	70,0634	77,85	2 Ostrzycki, Jacek
10	68	13,57	5,0111	63,5688	70,63	75 Baluszynski, Grzegorz
11	51	10,36	4,9228	62,4490	69,39	127 Ciurzynski, Pawel
12	72	14,75	4,8814	61,9235	68,80	32 Mecwel, Przemyslaw
13	64	13,32	4,8048	60,9524	67,72	17 Borkowski, Lukasz
14	76	16,05	4,7352	60,0694	66,74	131 Maltsev, Oleg
15	64	13,75	4,6545	59,0462	65,61	15 Eschler, Ronald
16	76	17,10	4,4444	56,3810	62,65	107 Korner, Stanislaw
17	74	16,77	4,4126	55,9775	62,20	3 Kopiec, Marian
18	66	15,05	4,3854	55,6317	61,81	142 Kaletka, Zbigniew
19	52	12,07	4,3082	54,6526	60,73	59 Kopiec, Karol
20	64	15,01	4,2638	54,0897	60,10	1 Bajerowski, Tomasz
21	72	17,08	4,2155	53,4761	59,42	12 Spychala, Maciek
22	78	18,69	4,1734	52,9420	58,82	132 Radaszewski, Zbigniew
23	76	18,35	4,1417	52,5403	58,38	130 Gritsak, Denis
24	45	11,09	4,0577	51,4749	57,19	72 Golkowski, Marcin
25	58	14,77	3,9269	49,8153	55,35	119 Micinski, Bohdan
26	65	16,72	3,8876	49,3165	54,80	114 Soltys, Maciej
27	72	18,62	3,8668	49,0532	54,50	143 Kaletka, Grzegorz
28	72	18,82	3,8257	48,5320	53,92	124 Zaworski, Radoslaw
29	41	10,74	3,8175	48,4278	53,81	63 Sokolowski, Leszek
30	41	11,06	3,7071	47,0266	52,25	49 Mizuro, Maciej
31	44	11,87	3,7068	47,0237	52,25	115 Redeki, Tomasz
32	62	16,78	3,6949	46,8721	52,08	80 Krzyzaniak, Roman
33	64	17,53	3,6509	46,3141	51,46	5 Bazala, Marcin
34	66	18,40	3,5870	45,5031	50,56	139 Konik, Slawomir
35	78	22,05	3,5374	44,8746	49,86	112 Wilczynski, Artur
36	78	23,17	3,3664	42,7055	47,45	144 Nowicki, Grzegorz
37	48	14,41	3,3310	42,2564	46,95	129 Swierczynski, Jaroslaw
38	74	23,55	3,1423	39,8617	44,29	125 Pilch, Janusz
39	54	17,96	3,0067	38,1419	42,38	128 Simkiewicz, Tomasz
40	64	22,90	2,7948	35,4535	39,39	149 Cieply, Przemyslaw
41	66	25,50	2,5882	32,8336	36,48	150 Kekus, Krzysztof
42	58	22,57	2,5698	32,5995	36,22	76 Baluszynski, Piotr
43	21	8,71	2,4110	30,5855	33,98	8 Malcharek, Tomasz
44	42	19,32	2,1739	27,5776	30,64	152 Kujawa, Pawel
45	37	17,71	2,0892	26,5032	29,45	82 Nizewicz, Witold
46	32	16,31	1,9620	24,8892	27,65	81 Walkowski, Pawel

PRODUCTION -- Overall Stage Results

Polish Open 2009

Printed wrzesień 13, 2009 at 16:31



Stage 12 -- 12

	PTS	TIME	HIT FACTOR	STAGE POINTS	STAGE PERCENT	COMPETITOR # Name
47	38	23,05	1,6486	20,9135	23,24	141 Wrzesniowski, Marcin
48	38	23,22	1,6365	20,7604	23,07	78 Szymiczek, Eugeniusz
49	49	30,33	1,6156	20,4946	22,77	151 Cnotliwy, Slawomir
50	28	20,42	1,3712	17,3947	19,33	102 Frangiosa, Fabio
51	25	19,24	1,2994	16,4835	18,32	70 Swiderski, Tomasz
52	0	28,34	0,0000	0,0000	0,00	138 Wandzel, Zbigniew
53	0	0,00	0,0000	0,0000	0,00	30 Dabrowski, Zbigniew